



## HWE Shared Care Record: Partner benchmarking December 2025

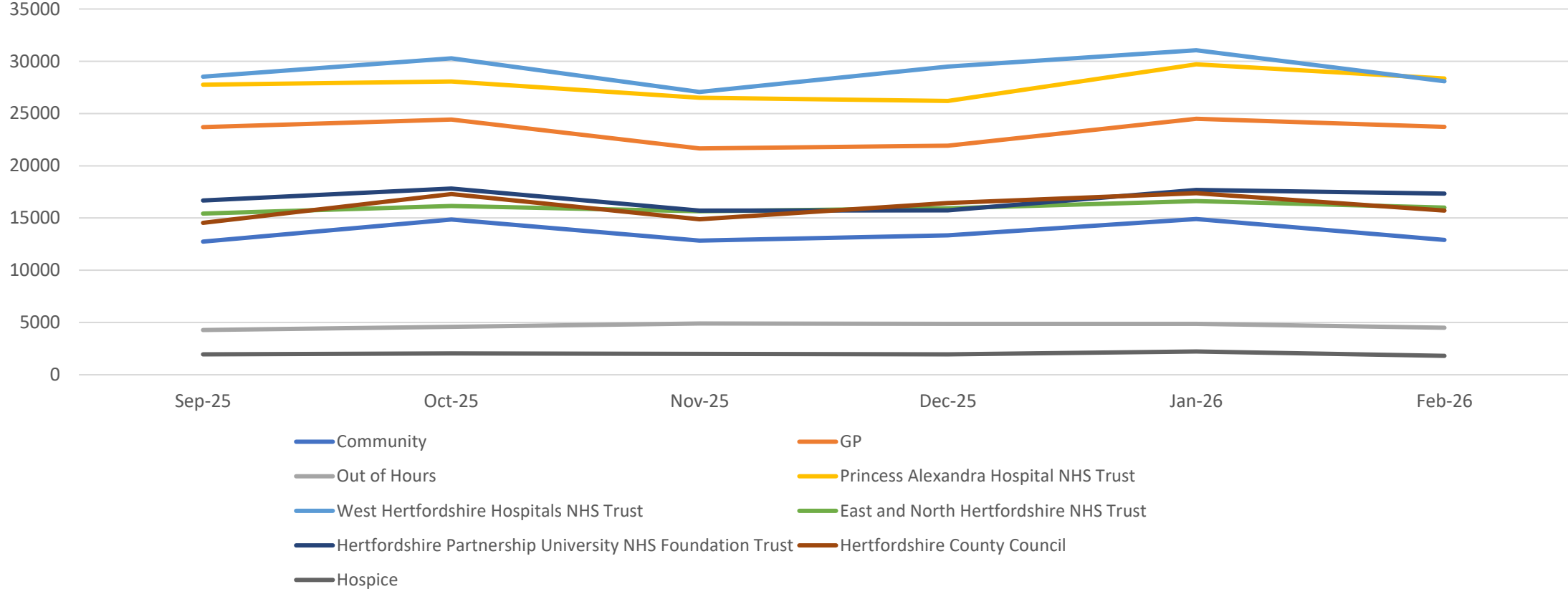
Partner	TOTAL UTILISATION (views per month)			UNIQUE USERS (individual staff members per month)			Users as % of total clinical/practitioner headcount*
	Sept 2025	Feb 2026	Trend over 6 months (% change)	Sept 2025	Feb 2026	Trend over 6 months (% change)	
PAHT	27760	28359	2.2% ↑	1430	1544	8.0% ↑	72%
WHTH	28533	28089	-1.6% ↓	1386	1494	7.8% ↑	51%
ENHT	15424	16002	3.7% ↑	1241	1379	11.1% ↑	39%
HPFT	16679	17334	3.9% ↑	1021	1098	7.5% ↑	48%
HCC	14538	15711	8.1% ↑	637	667	4.7% ↑	58%
HCT	8080	7608	-5.8% ↓	546	576	5.5% ↑	41%
CLCH	4662	5306	13.8% ↑	345	372	7.8% ↑	Data not available
HUC (OOH)	4283	4500	5.1% ↑	476	501	5.3% ↑	Data not available
Hospices	1966	1811	-7.9% ↓	145	139	-4.1% ↓	Data not available
GP Practices	23688	23716	0.1% ↑	1582	1637	3.5% ↑	Data not available
<b>TOTAL</b>	145613	148436	1.9% ↑	8809	9407	6.8% ↑	

\* Total clinical headcount calculated from <https://digital.nhs.uk/data-and-information/publications/statistical/nhs-workforce-statistics> October 2025 figures adjusted to remove administrative accesses to the HWE ShCR. NB: Figures for HCC calculated from number of staff who have been provided access to the HWE ShCR.



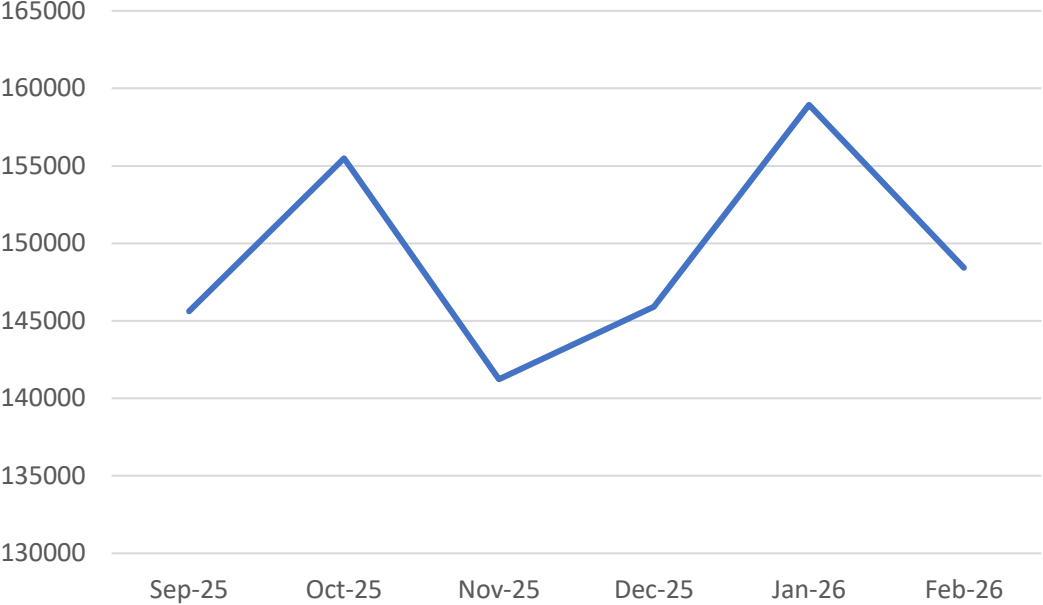
# HWE Shared Care Record: Usage Overview

Views by Provider Type

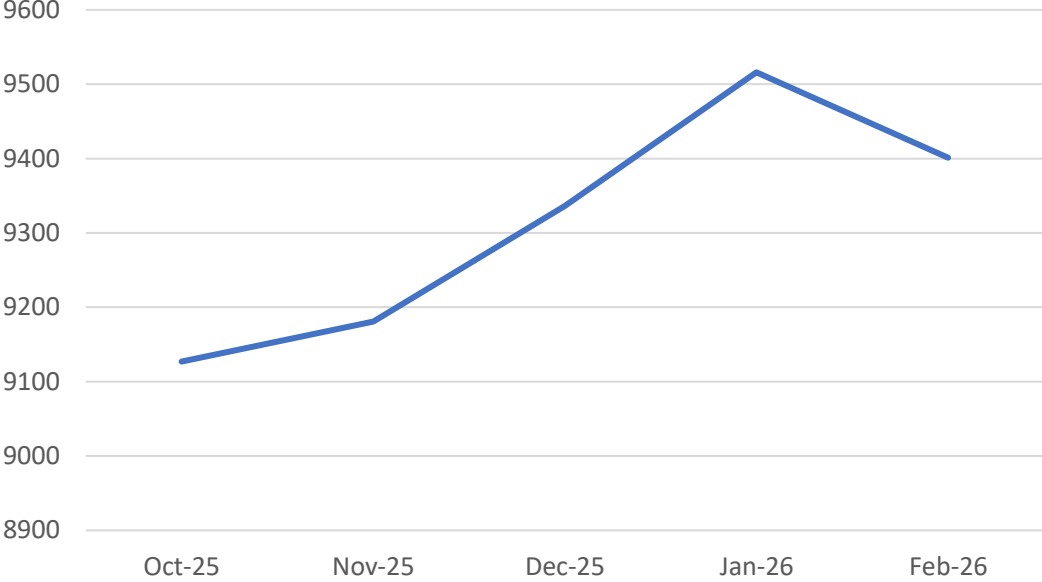


# HWE Shared Care Record: Total Usage

Total HIE Views



Total HIE Users



Hertfordshire and West Essex Integrated Care System

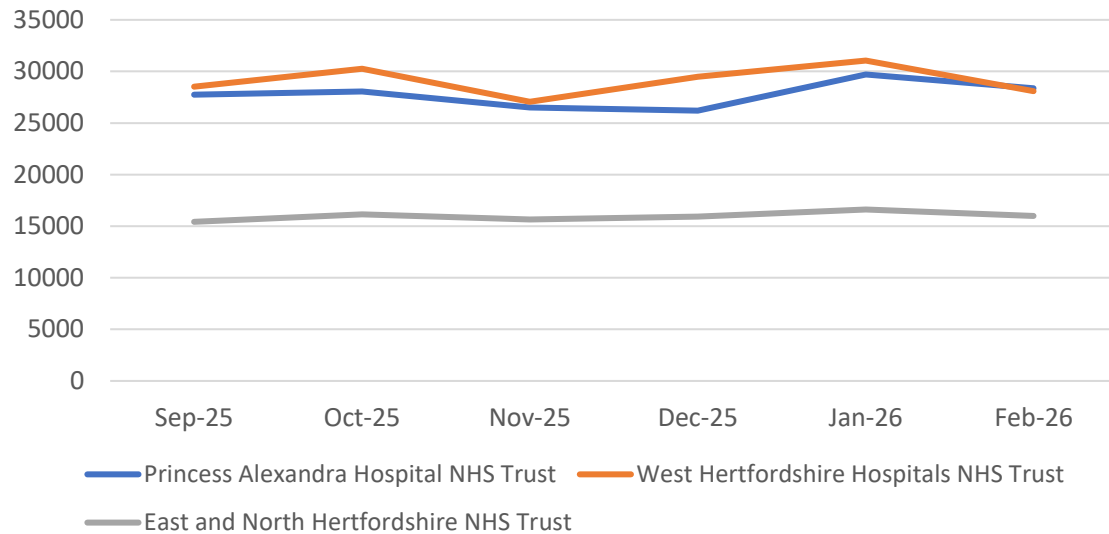


# NHS Trusts

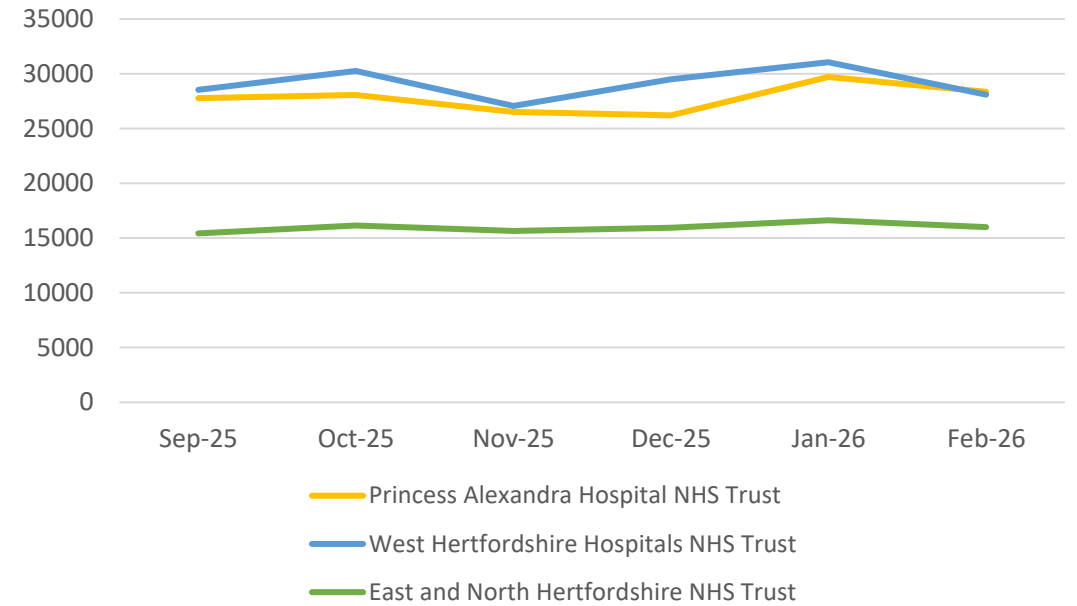
**PAH, WHTH, ENHT, Mental Health & Learning Disability Trust HPFT**

# HWE Shared Care Record: Acute Trust Usage by Provider

Acute Trust Views



Acute Trust Users

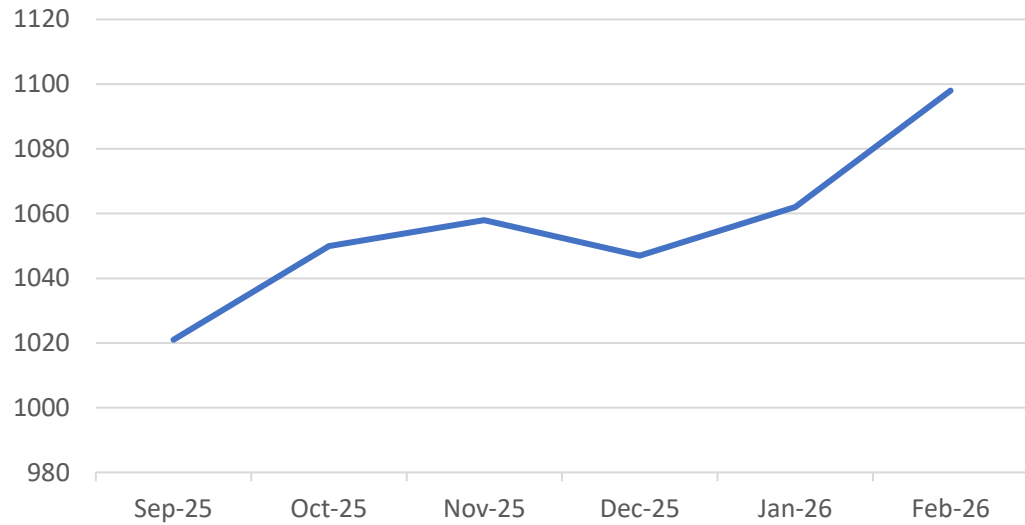


Provider	PAH	WHTH	ENHT
Average Views per User	18	19	12

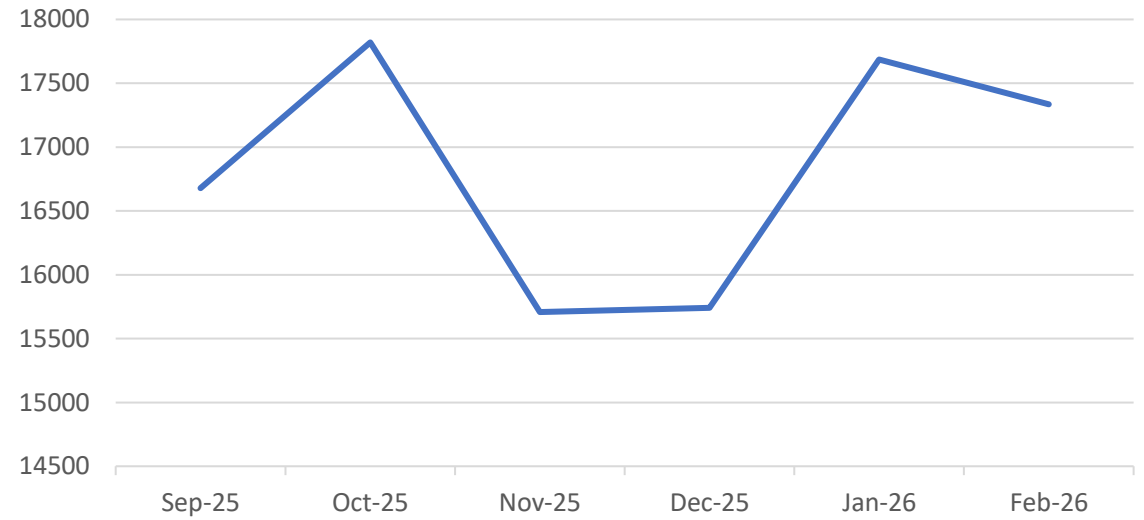


# HWE Shared Care Record: HPFT Usage

HPFT Users



HPFT Views



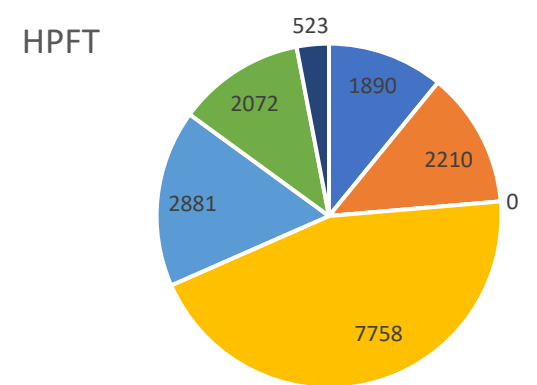
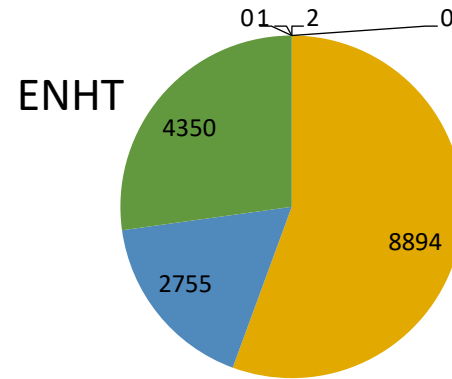
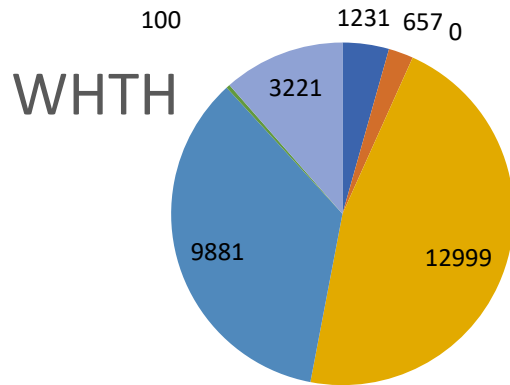
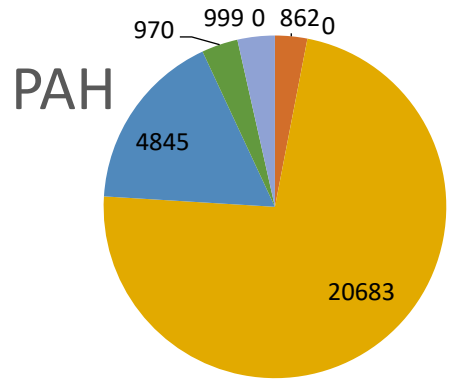
<b>Provider</b>	HPFT
<b>Average Views per User</b>	16



**Hertfordshire and West Essex Integrated Care System**



# HWE Shared Care Record: Trust Usage by Role February 2026



	PAH	WHTH	ENHT	HPFT
Administrative	0.0%	4.4%	0.0%	10.9%
AHP	3.0%	2.3%	0.0%	12.7%
Community	0.0%	0.0%	0.0%	0.0%
Doctor	72.9%	46.3%	55.6%	44.8%
Nurse	17.1%	35.2%	17.2%	16.6%
Other	3.4%	0.4%	27.2%	12.0%
Pharmacy	3.5%	11.5%	0.0%	3.0%

- Administrative
- AHP
- Community
- Doctor
- Nurse
- Other
- Pharmacy



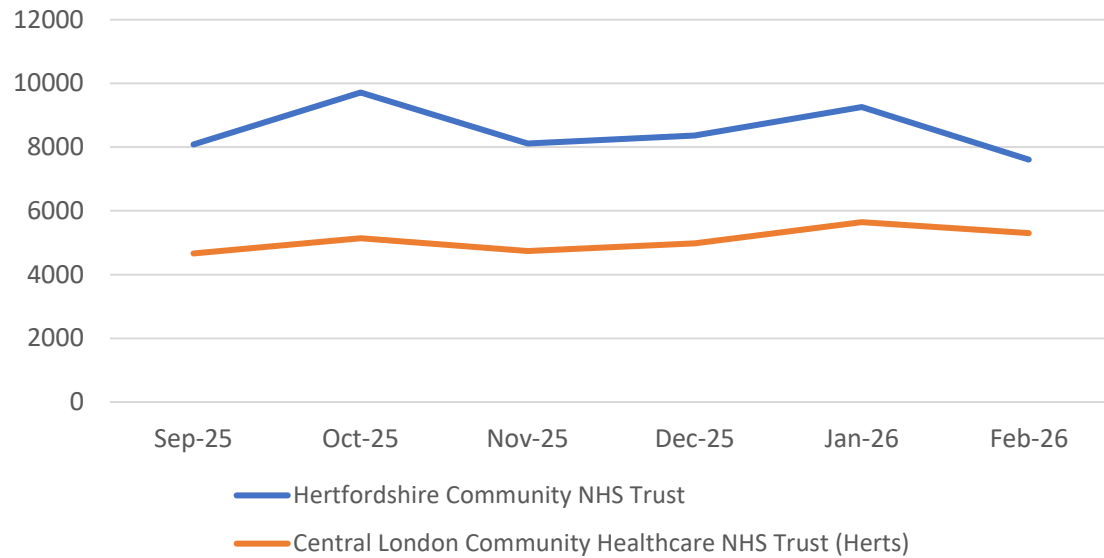
Hertfordshire and West Essex Integrated Care System



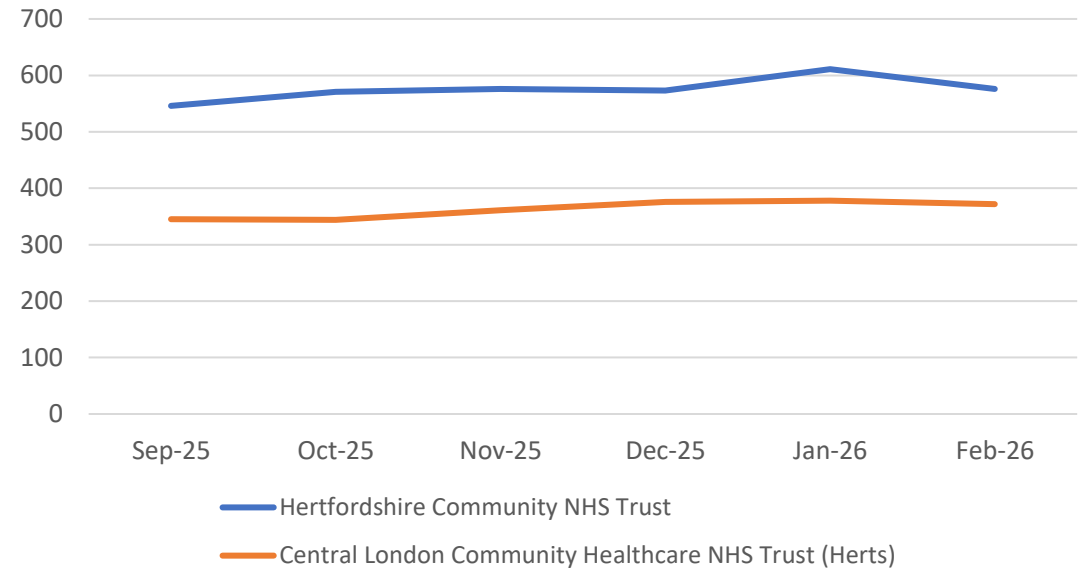
# Community Providers

# HWE Shared Care Record: Community Usage by Provider

Community Views by Provider



Community Users by Provider



Provider	HCT	CLCH
Average Views per User	13	13



# HWE Shared Care Record Views

Source Name	Sep-25	Oct-25	Nov-25	Dec-25	Jan-26	Feb-26
Activate for Chronic Fatigue Syndrome & Persistent Pain Service	0	0	0	0	0	1
Central Midlands South CHIS	1	2	0	0	0	0
CLCH Dacorum Neighbourhood	0	2	0	23	100	87
CLCH West Herts Post Covid Service	0	0	0	0	0	0
East & North Herts Acute Therapy Services	0	0	0	0	0	0
East & North Herts Cardiac Rehab Service	57	42	57	21	63	52
East & North Herts Care Co-ordination Centre	5	13	5	8	2	3
East & North Herts Cheshunt Comm Hosp Nurses	0	0	0	0	0	0
East & North Herts Clinical Navigator	0	6	5	1	1	1
East & North Herts Discharge Unit	144	220	29	0	0	0
East & North Herts Integ Comm Team - Lower Lea Valley	115	43	0	0	0	0
East & North Herts Integ Comm Team - North Herts	534	398	0	0	0	0
East & North Herts Integ Comm Team - Royston	18	0	0	0	0	0
East & North Herts Integ Comm Team - Stort Valley and Villages	19	19	0	0	0	0
East & North Herts Integ Comm Team - Upper Lea Valley	211	8	0	0	0	0
East & North Herts Integ Comm Team - Welhat	338	156	0	0	0	0
East & North Herts Integ Comm Team Stevenage	367	342	0	0	0	0
East & North Herts Leg Ulcer Service	97	159	105	77	69	77
East & North Herts Neuro Rehab Service	183	207	126	124	222	150
East & North Herts Nutrition and Dietetics Service	15	15	11	8	12	10
East & North Herts Respiratory Care Service	608	769	477	477	504	358
East & North Herts Skin Health Service	2	0	0	2	0	0
East & North Herts SLT Service Adults	14	12	18	12	3	8
East & North Herts Stroke Early Support Discharge	0	0	0	0	0	0
East and North Herts Adult Bladder & Bowel Care Service	2	1	1	0	2	1



Hertfordshire and  
West Essex Integrated  
Care System



# HWE Shared Care Record: ENHT & HCT

East and North Herts Community Hospitals	2	2	2	0	5	0
East and North Herts Lymphoedema Service	15	21	12	9	9	26
East and North Herts Maple Frailty service	23	8	1	0	0	0
East and North Herts Phlebotomy Service	0	0	0	0	0	0
East and North Herts Podiatry Service	26	25	21	13	28	20
East and North Herts Specialist Palliative Care	69	93	17	0	0	0
East and North Herts Tissue Viability	28	57	48	47	40	26
HCT - External EPR Core	0	0	0	0	0	0
HCT Acute Respiratory Hub	0	0	0	0	0	0
HCT Business Unit	0	0	1	0	0	5
HCT Children & Young Peoples Continence Service	17	0	3	0	1	0
HCT CHIS Norfolk	0	0	0	0	0	0
HCT Community Adult Intergrated Service	4	779	2291	3647	3811	3105
HCT Covid-19 Rehab co-ordination Service	0	0	0	0	0	0
HCT CSAIS - Essex	10	13	3	4	11	4
HCT CSAIS - Hertfordshire	1	0	0	0	1	0
HCT CSAIS BLMK	0	0	0	0	0	0
HCT East of England CHIS - C&P / N&W	1	0	0	1	0	0
HCT East of England CHIS - MSE & SNEE	0	0	0	0	0	0
HCT EPR Core - ENHHT	0	0	0	0	0	0
HCT EPR Core - HCC	0	0	0	0	0	0
HCT EPR Core - HCT	95	349	226	243	198	210
HCT EPR Core - WHHT	0	0	0	0	0	0
HCT Immunisation Service	1	0	0	0	0	5
HCT Integrated Heart Failure	0	0	126	124	114	121



# HWE Shared Care Record: - HCT and CLCH

HCT Macmillan Brain CARE Team	0	0	0	0	0	0
HCT Prevention of admission	1637	1859	877	0	0	0
HCT Reporting	0	0	0	0	0	0
HCT Urgent Viral Swabbing service	0	0	0	0	0	0
HCT Virtual Care home	0	0	0	0	0	0
HCT West Herts Children's Asthma & Wheeze	0	0	183	191	224	182
Hertfordshire Children's OT & Physio Service	30	71	27	31	26	36
Hertfordshire Children's SLT Service	3	1	4	0	1	0
Hertfordshire Community NHS PALMS Service	17	13	23	36	19	10
Hertfordshire Diabetes Service	114	101	101	159	186	111
Hertfordshire Musculoskeletal Service	17	13	72	54	72	61
Herts and Essex Minor Injuries Unit	0	0	0	0	0	0
Herts Children Looked After & Care Leavers Service	24	16	30	25	34	30
Herts Community Dental Service	3	3	1	0	4	6
Herts CYP Neurodiversity Service	0	0	4	2	3	3
Herts PHN - Dacorum and St Albans	507	473	409	475	593	426
Herts PHN - East Herts, Broxbourne and Welhat	117	169	148	141	164	184
Herts PHN - North Herts and Stevenage	140	166	207	144	255	204
Herts PHN - Watford, 3 Rivers and Hertsmere	174	191	178	169	177	179
Herts Sickle Cell Service	4	14	2	0	7	2
Herts Step2 Mental Health and Emotional Wellbeing	3	0	3	0	5	2
Herts Tissue Viability	37	45	50	45	94	70
Herts Valley Community Treatment Unit	237	181	143	180	249	204
Herts Valley Discharge Unit	705	867	695	821	1101	1109
Herts Valley Integrated Diabetes Service	628	668	586	630	738	593



**Hertfordshire and  
West Essex Integrated  
Care System**



# HWE Shared Care Record

HWE ICB Community HBL Service unit 2	0	0	0	0	0	0
Mental Health in Schools Team	0	4	0	6	3	4
North Herts & Stevenage PCT Reporting	0	0	0	0	0	0
CLCH Hertfordshire Care Home Service	113	149	109	104	143	131
West Herts Adult Bladder & Bowel Care Service	9	12	14	43	11	20
West Herts Adult SALT Service	166	145	192	206	192	171
West Herts Cardiac Rehab	25	27	41	37	57	26
West Herts Children's Comm & Spec Nursing Service	225	347	71	24	38	44
West Herts Children's Eye Care Service	0	0	0	0	0	0
West Herts CLCH West Herts Palliative Care Referral Centre	100	71	89	85	92	83
West Herts Com Paeds	12	24	71	29	23	24
West Herts Community Adult Health Service - Dacorum	445	383	371	357	468	388
West Herts Community Adult Health Service - Hertsmere	432	414	362	408	304	411
West Herts Community Adult Health Service - St Albans & Harpenden	284	224	222	260	247	185
West Herts Community Adult Health Service - Watford	424	470	514	403	530	368
West Herts Community Hospitals	456	568	435	575	443	530
West Herts Community Respiratory Service	256	402	402	305	457	408
West Herts Diabetes Retinal Screening Service	949	1146	795	914	985	828
West Herts Heart Failure Service	225	223	227	227	248	227
West Herts Leg Ulcer Service	2	0	0	0	0	0
West Herts Lymphedema Service	17	39	15	31	8	29
West Herts Neuro Rehab Service	194	329	314	323	309	207
West Herts Nutrition & Dietetics	453	668	724	499	574	476
West Herts Paediatric Audiology Service	1	1	0	1	0	1
West Herts PCT Reporting Unit	0	0	0	0	0	0
West Herts Podiatry Service	77	82	76	59	61	56
West Herts Special School Nurses and Herts Transitional 14-21 Service	0	8	10	19	30	19
West Herts Specialist Palliative Care	209	174	181	203	191	254
West Herts Stroke Early Support Discharge	249	329	283	280	340	342



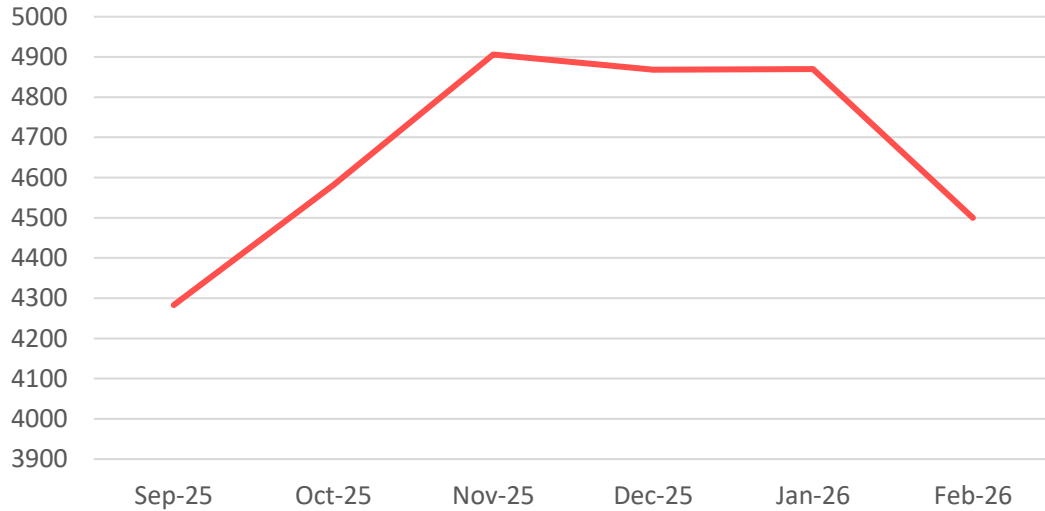
**Hertfordshire and  
West Essex Integrated  
Care System**



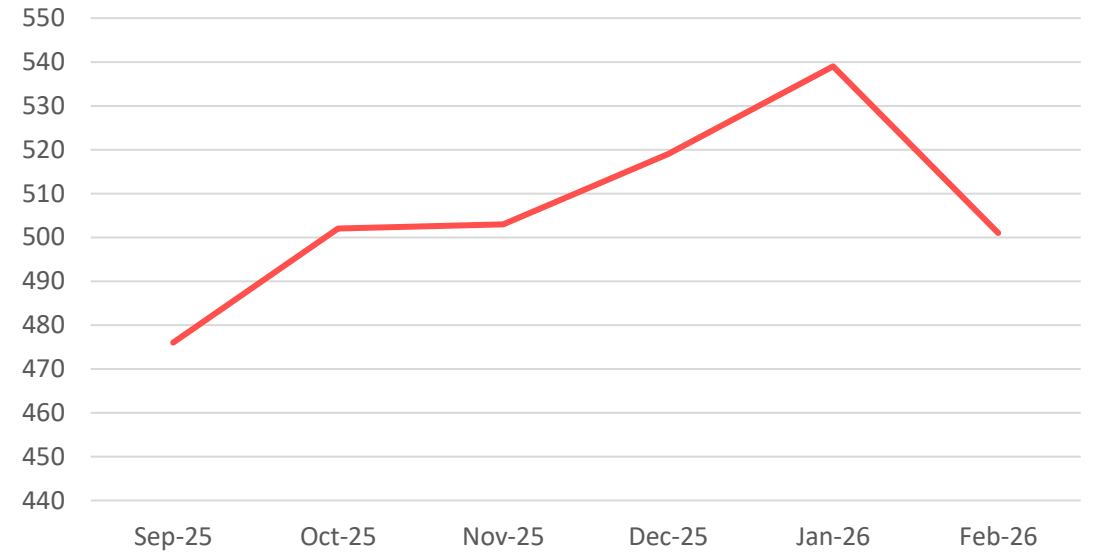
# Herts Urgent Care Out of Hours

# HWE Shared Care Record: Hospice Herts Urgent Care (HUC) Usage

Herts Urgent Care Views



Herts Urgent Care Users



<b>Provider</b>	HUC
<b>Average Views per User</b>	9



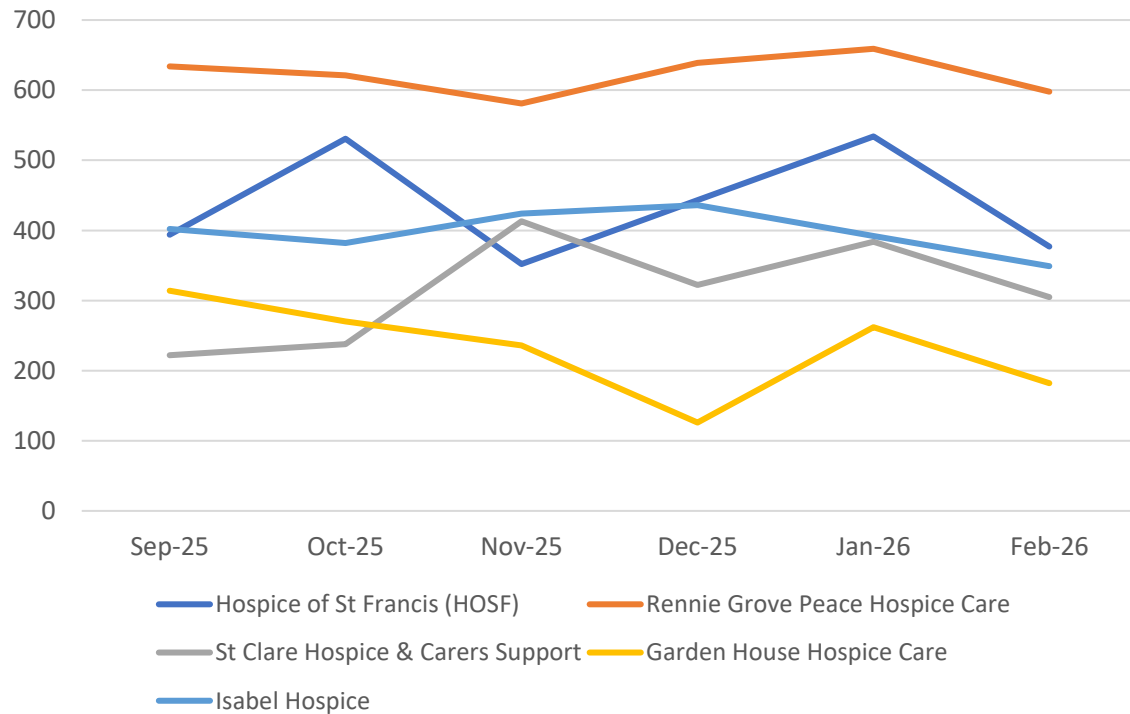
Hertfordshire and West Essex Integrated Care System



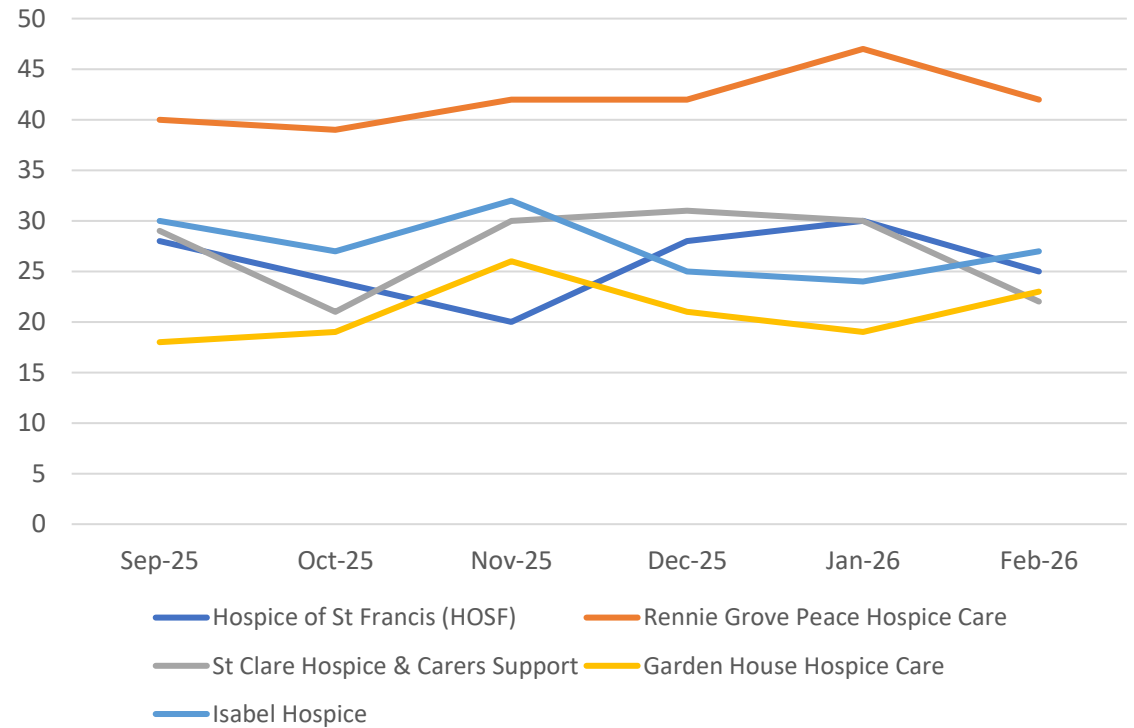
# Hospice

# HWE Shared Care Record: Hospice Usage

Views by Hospice

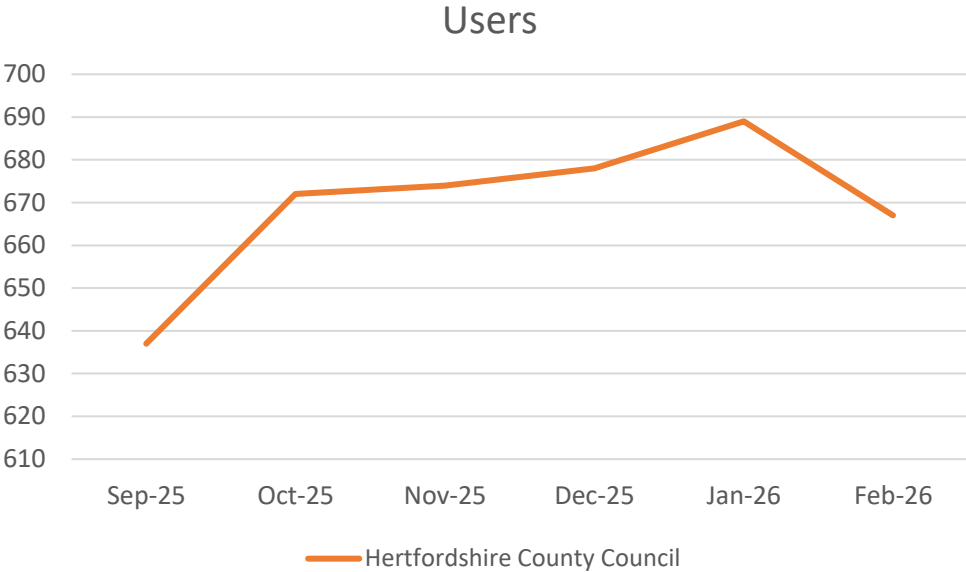
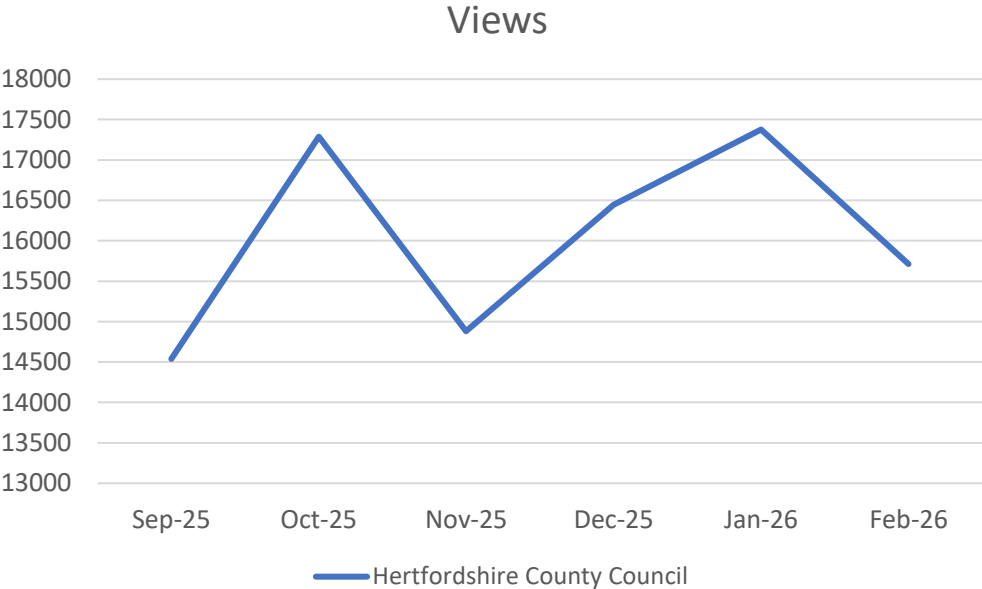


Users by Hospice



# Hertfordshire County Council

# HWE Shared Care Record: Herts County Council (HCC) Usage



<b>Provider</b>	HCC
<b>Average Views per User</b>	24



# GP Utilisation



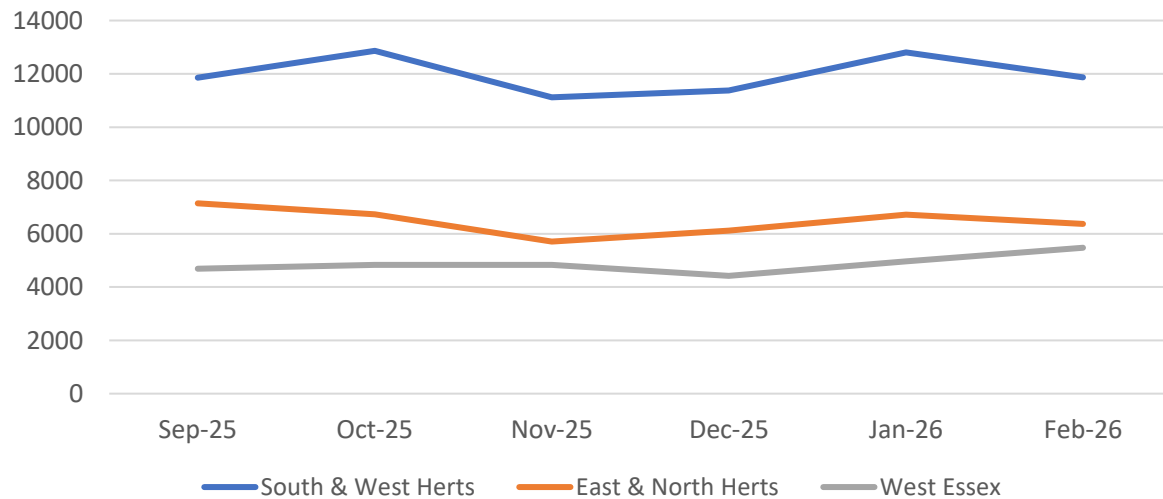
Hertfordshire and  
West Essex Integrated  
Care System



# HWE Shared Care Record: GP Usage by HCP

Practice Count	Sep-25	Oct-25	Nov-25	Dec-25	Jan-26	Feb-26
South & West Herts	11855	12863	11118	11381	12809	11873
East & North Herts	7141	6728	5706	6112	6717	6369
West Essex	4692	4832	4834	4420	4968	5474
Total number of practices using	123	121	123	123	123	123
% HWE of practices using	95%	93%	95%	95%	95%	95%
% South & West Herts of practices using	96%	96%	96%	96%	96%	96%
% East & North Herts of practices using	94%	94%	94%	94%	94%	94%
% West Essex of practices using	93%	87%	93%	93%	93%	93%

Views by HCP



Users by HCP

