



Hertfordshire and  
West Essex Integrated  
Care System

## PCN Insights Pack 2024

### Broxbourne Alliance

Stefania Mistretta, PHM Champion  
Hannes van der Merwe, PHM Champion  
Jaron Inward, Snr PHM Champion



**Working together**  
for a healthier future

# Introduction

This latest version of the PCN pack has been developed around the ICB Clinical Priorities signed off by the ICB Board in March 23 and how they align to the population outcomes we are aiming to achieve. (See tables on the right hand side.)

The data contained within this pack compares the PCN data against Place and ICB. An overview table of all the data is available on the following page with areas of opportunity highlighted.

Some data will not be available at PCN level e.g. mortality rate for CVD. Where this is the case, proxy measures that will lead to improving this will be included e.g. early identification.

Where opportunities link with areas within the ECF or QOF a selection of related indicators have been shared alongside a link to Ardens Manager.

The data within this pack are shown at PCN level and are health focused. However to improve outcomes for our population, input from many partners is required. This pack can facilitate discussion within your Integrated Neighbourhood Teams as described within the Primary Care Strategy and also the wider HCP transformation spaces supported by your Primary Care Transformation leads.

Packs for other PCNs, Localities and Place can be found:

[Population health management – Hertfordshire and West Essex Integrated Care System](https://hertsandwestessexics.org.uk) ([hertsandwestessexics.org.uk](https://hertsandwestessexics.org.uk))

Here you can also find previous PCN packs outlining the descriptive demographics for the PCNs.



Area	Clinical Priority
CYP	<ul style="list-style-type: none"> <li>Improved Readiness for school in children eligible for FSM</li> <li>Reduce rates of Childhood obesity</li> <li>Reduced unnecessary A&amp;E attendances and admissions</li> </ul>
Prevention and Health Inequalities	<ul style="list-style-type: none"> <li>Reduced premature mortality rate for CVD</li> </ul>
LTC & Frailty	<ul style="list-style-type: none"> <li>Reduce attendance and admissions for falls, people with frailty and people in last year of life</li> <li>Development of more proactive, preventative care models for management of LTC and Frailty</li> </ul>
Mental Health	<ul style="list-style-type: none"> <li>Reducing suicide rates and attendances/ admission rates for self-harm</li> <li>Reducing rates of A&amp;E attendances involving substance misuse and violence</li> </ul>

Outcome	Definition
Improve life expectancy	Average age at death for people who have died in the last 12 months
Improve healthy life expectancy	Average age of people who have left the 'healthy' segment in the last 12 months
Reduce the proportion of people living with advanced disease and complexity	Proportion of the registered population who are in the advanced disease and complexity segment (segment)
Reduce the rate of ambulatory care sensitive emergency hospital admissions	Rate of ambulatory care sensitive emergency admissions in the last 12 months
Reduce the overall spend on emergency hospital admissions	Spend on Emergency hospital admissions within a financial year

# Broxbourne Alliance PCN at a Glance

The table on the right provides a summary of the data contained within this pack. It highlights how the PCN data compares with Place and ICB.

For Broxbourne Alliance PCN areas of potential opportunity highlighted are :

- **Childhood Obesity in Reception and Year 6 Children**
- **A&E attendances and admissions for Asthma (Children)**
- **Admissions for diabetes & Epilepsy (Children)**
- **Observed versus expected prevalence**
- **Annual reviews completed for LTCs**
- **% of people for secondary prevention CVD who are on low and medium intensity statins**
- **Prevalence of Dementia**

The following link takes you to Ardens Manager where there are reports. Here you will find the latest information on identification of LTCs and details of case finding Ardens searches available within EMIS and System one.

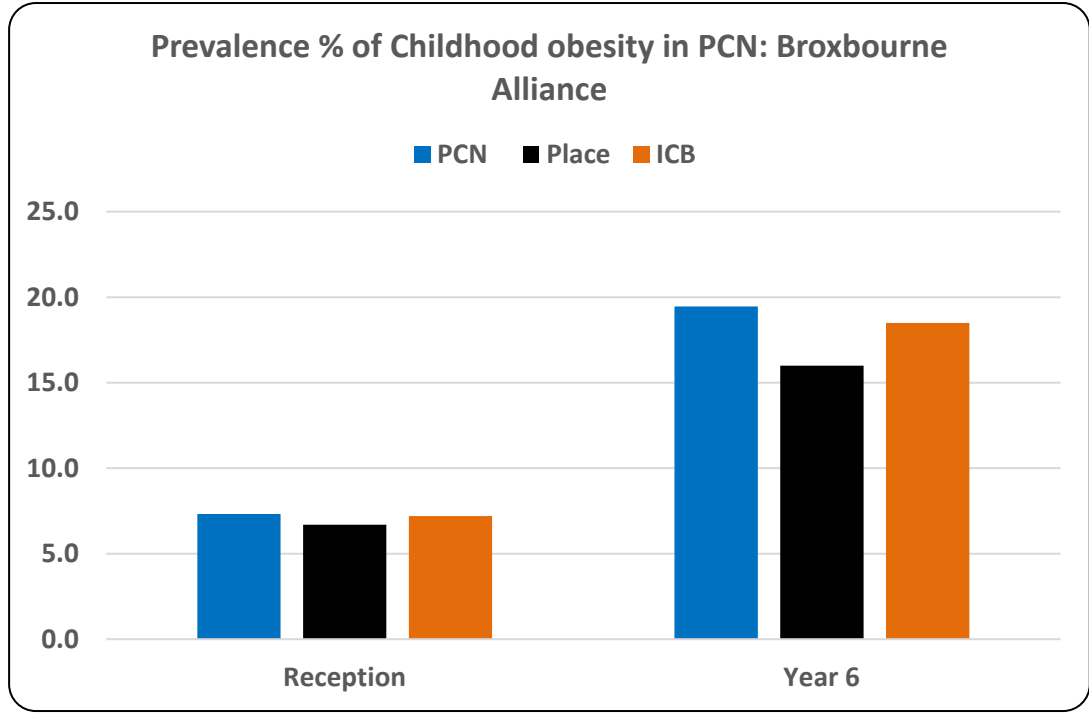
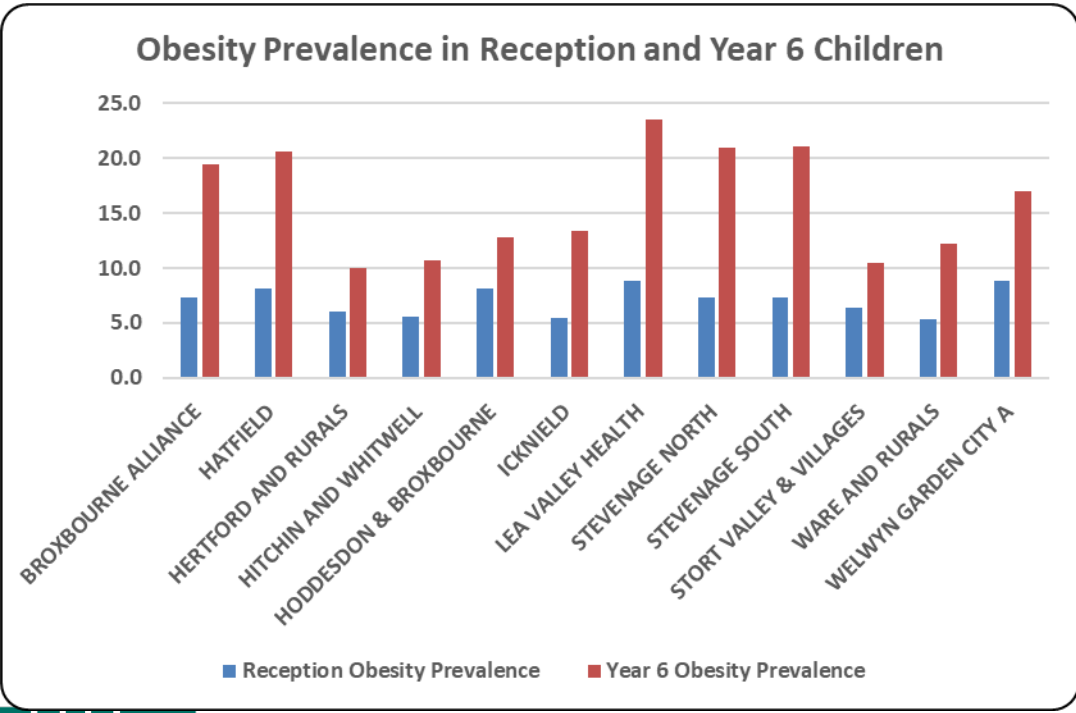
Clinical Priority	Metric	PCN compared to Place average	PCN compared to ICB average
Childhood obesity	% of children in Reception who are overweight	↑	↑
	% of children in Year 6 who are overweight	↑	↑
Reduce rates of emergency care for children and young people	A&E Attendances for Asthma (Children)	↑	↑
	Admissions for Asthma (Children)	↑	↑
	Admissions for Wheeze (Children)	↔	↓
	Admissions for Diabetes (Children)	↑	↑
Prevention and health inequalities (Premature mortality for CVD)	Admissions for Epilepsy (Children)	↑	↑
	Lifestyle risk factors: Smoking	↑	↑
	Observed versus expected prevalence	↓	↓
	Annual Reviews completed for LTCs	↓	↓
	% of people with AF treated with Anti Coagulant	↔	↔
	Control of hypertension	↔	↔
	Identification of hypertension	↑	↑
	% of people for secondary prevention CVD who are on low and medium intensity statins	↑	↑
Preventative, Proactive care models for LTC	% of diabetics with all 8 care processes completed	↔	↔
	Admissions for ACS conditions	↔	↓
	Admissions for falls (75+)	↓	↓
Preventative, Proactive care models for frailty and EOL	Admissions for Hip Fractures (75+)	↔	↔
	Prevalence of Mental Health Conditions including LD	↑(LD)	↑(LD)
Mental Health	Admissions for Self-Harm	↓	↓

# Rates of Childhood Obesity

CYP outcome – Every child will have the best start and live a healthy life

ICB overarching outcome of Improving Healthy life expectancy

- In keeping with the national trend, the PCN rates for Childhood Obesity are higher for year 6 in comparison to reception children.
- Compared to the ICB and Place rate, Broxbourne Alliance PCN has a higher rate of Childhood Obesity for Children in Reception and Year 6 is higher when comparing with Place.
- The data suggest that there is a deterioration from reception to Year 6 in childhood obesity in the PCN position against Place and ICB.

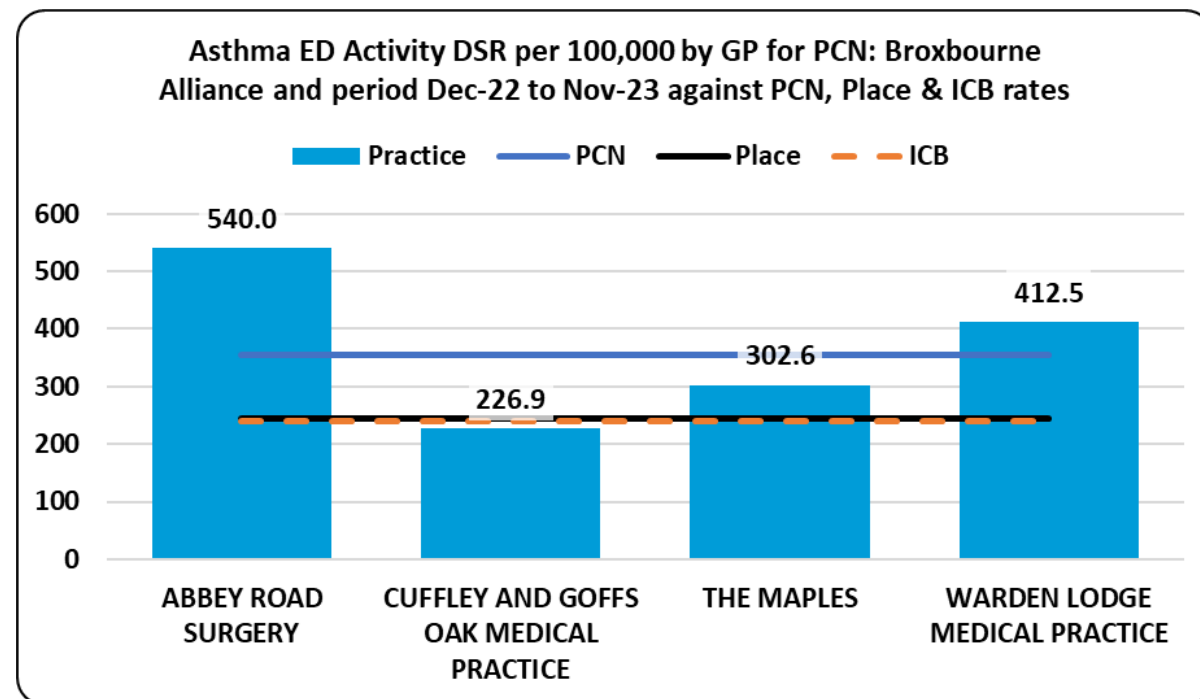
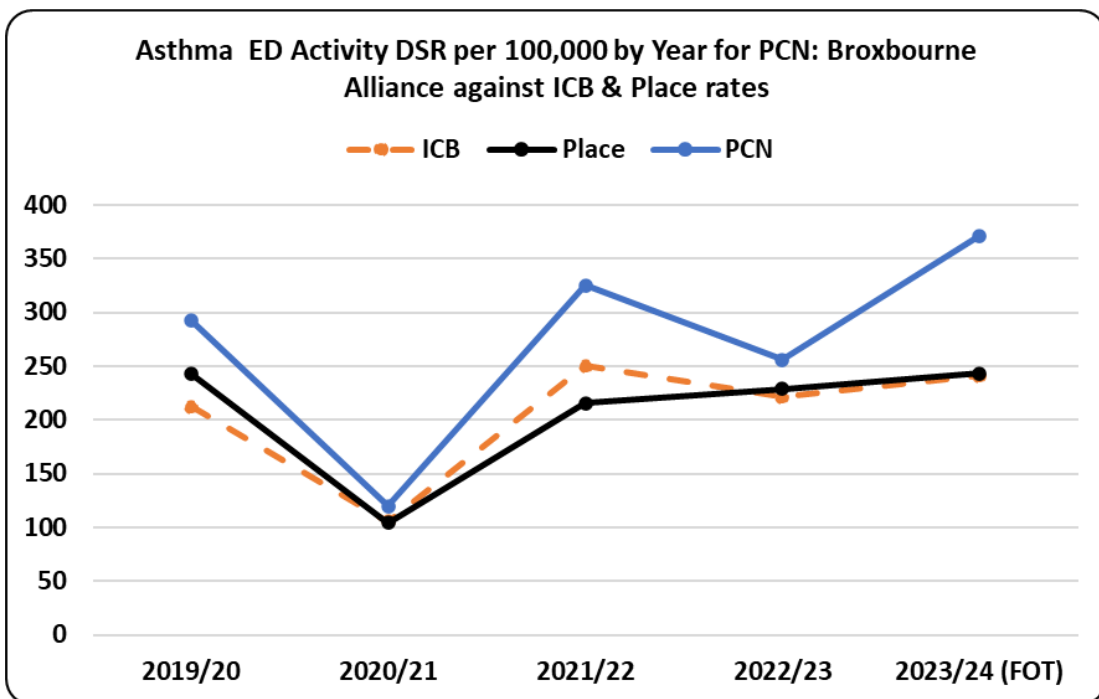


# A&E attendances for Asthma (CYP)

CYP outcome – Reduce the number of unplanned admissions for long term conditions

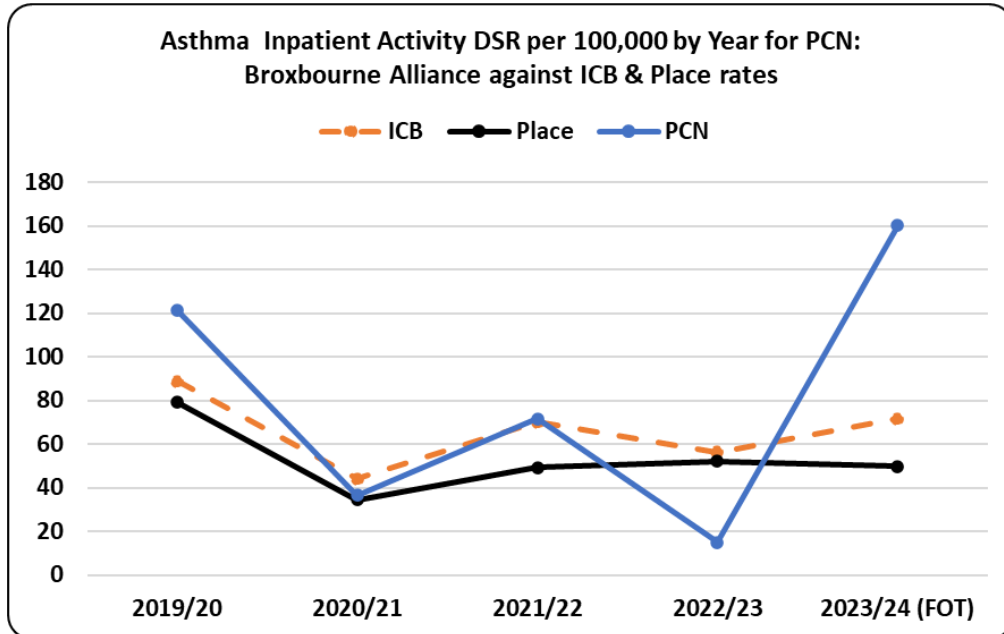
ICB overarching outcome of reduce the proportion of people living with advanced disease and complexity

- Compared to Place and the overall ICB, Broxbourne Alliance PCN has a higher rate of A&E attendances for Children and Young People with Asthma (rolling years data on the right-hand side).
- Rates of Children and Young People attending A&E for Asthma have increased since 2020/21 post covid. The rates fluctuate annually with the latest forecast outturn from November data showing an increase on the previous year.
- The Children and Young Peoples programme can be contacted via [hweicbenh.cypteam@nhs.net](mailto:hweicbenh.cypteam@nhs.net) for details of projects underway.



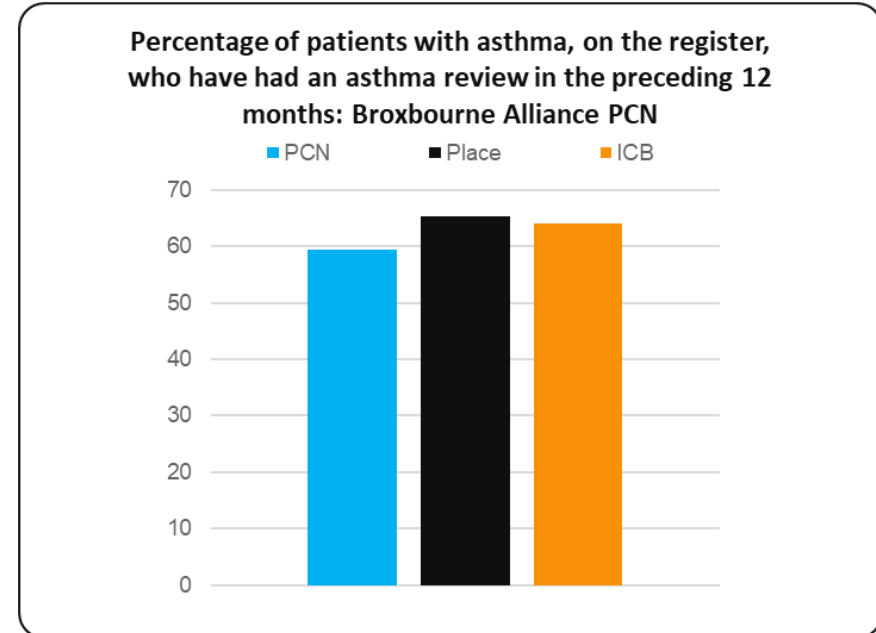
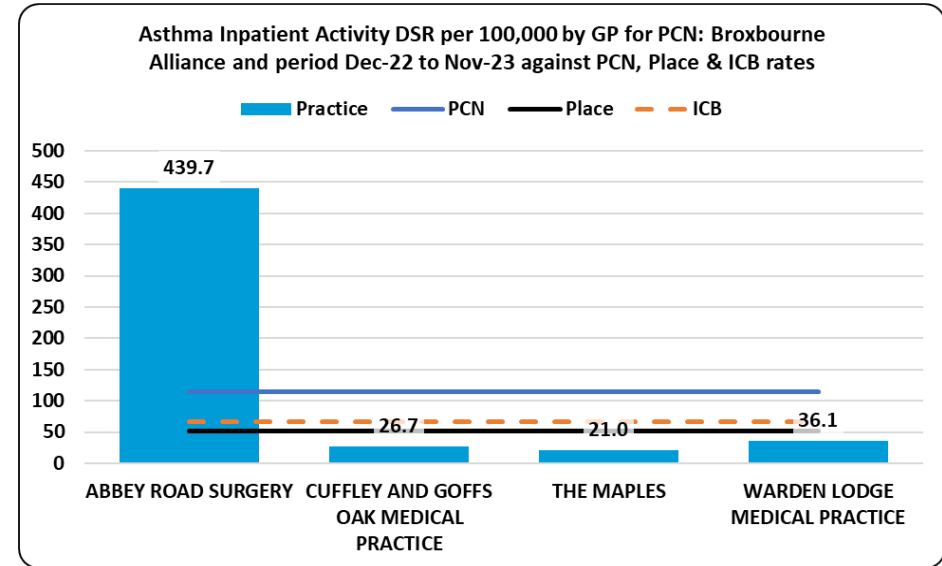
# Admissions for Asthma (CYP)

- Compared to Place and the ICB, Broxbourne Alliance PCN has a higher rate of children's admissions for Asthma (rolling years data on the right-hand side).
- The trend data shows an increasing rate of admissions for Asthma for Broxbourne Alliance PCN in 2023/24.
- A lower percentage of Asthma Reviews are carried out within Broxbourne Alliance PCN in comparison to Place and the ICB. However, the QOF is for all ages and children specific reviews cannot be identified within the data.



CYP outcome – Reduce the number of unplanned admissions for long term conditions

ICB overarching outcome of reduce the proportion of people living with advanced disease and complexity

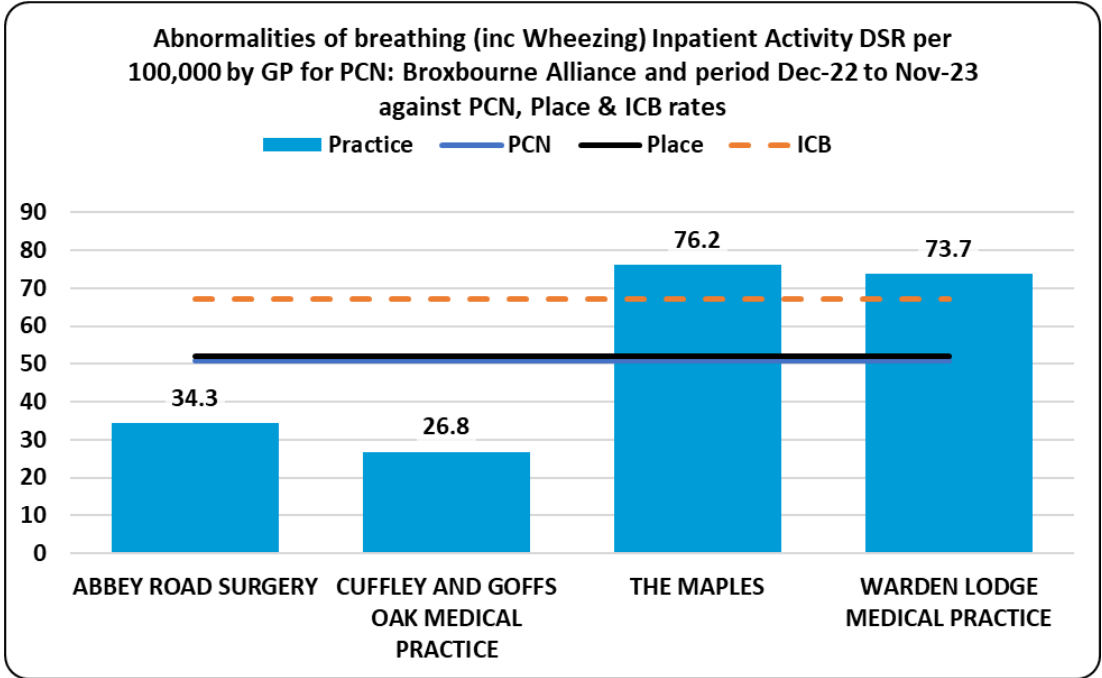
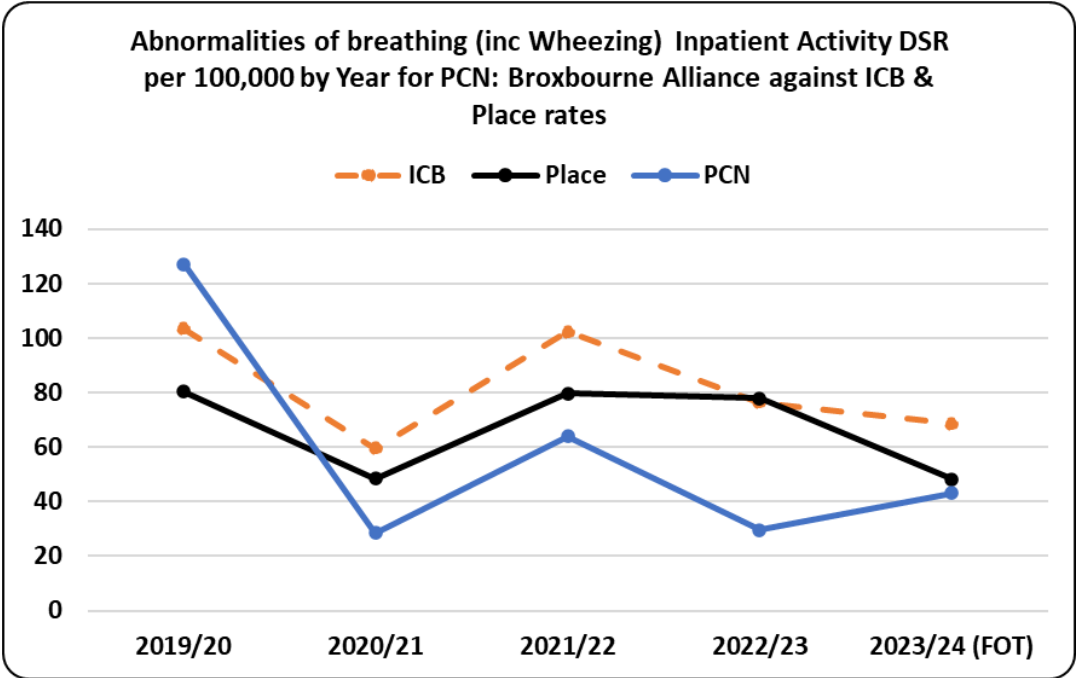


# Admissions for Wheeze (CYP)

CYP outcome – Reduce the number of unplanned admissions for long term conditions

ICB overarching outcome of reduce the proportion of people living with advanced disease and complexity

- Broxbourne Alliance PCN has a lower rates of Children and Young People admitted to hospital for abnormalities of breathing including wheeze compared to ICB and a similar rate to Place.
- Rates of Children and Young People admitted to Hospital for Wheeze fluctuate annually with the latest forecast outturn from November data showing a slight increase on the previous year.
- When looking at the data by practice The Maples has higher proportions of Children and Young People admitted to Hospital for Wheeze in comparison to Abbey Road Surgery, Cuffley and Goffs Oak Medical Practice, Warden Lodge Medical Practice, Place and the ICB.

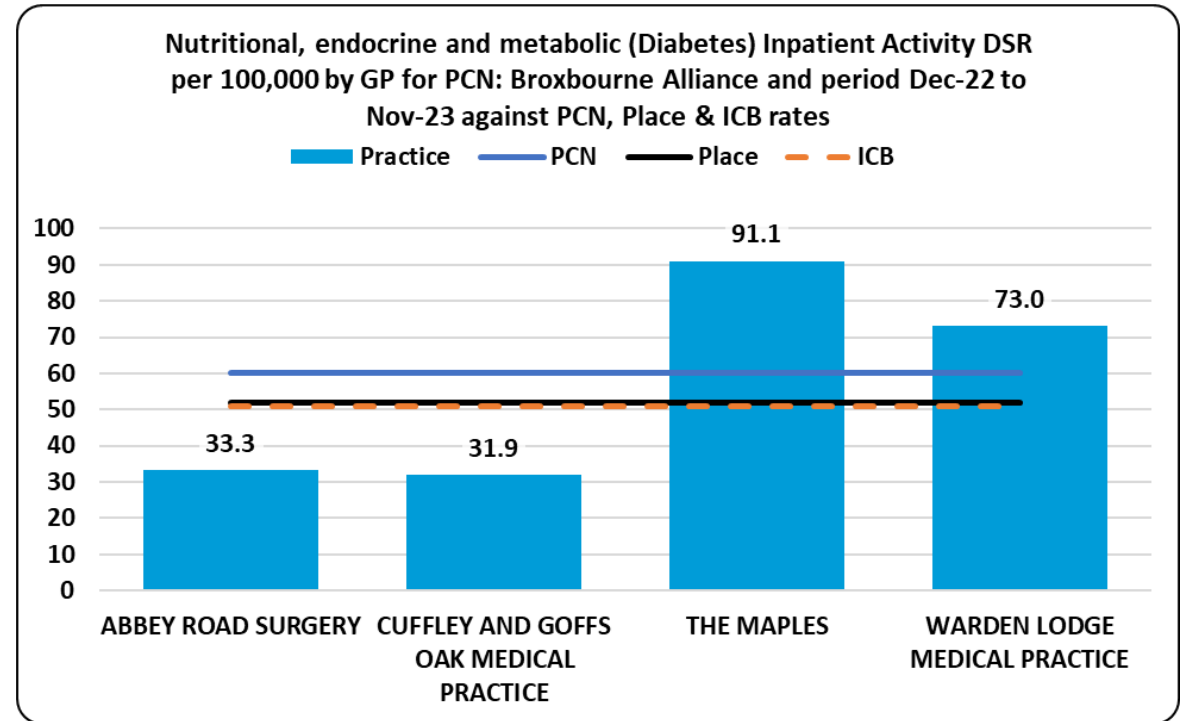
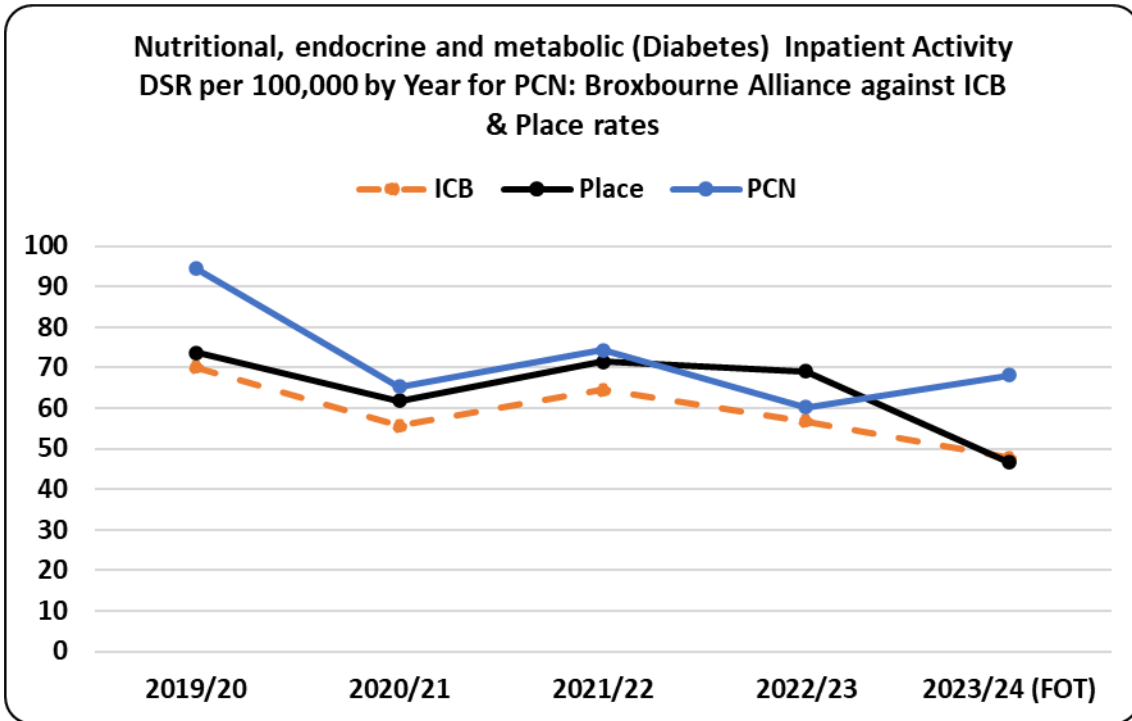


# Admissions for Diabetes (CYP)

CYP outcome – Reduce the number of unplanned admissions for long term conditions

ICB overarching outcome of reduce the proportion of people living with advanced disease and complexity

- Diabetes is identified as an area of focus within the Core 20 plus 5 for children. The PCN rate is higher than both place and ICB.
- The numbers of children admitted for diabetes are small and this should be considered when looking at the data.
- The data for diabetes will continue to be monitored at wider HCP and ICB footprints.



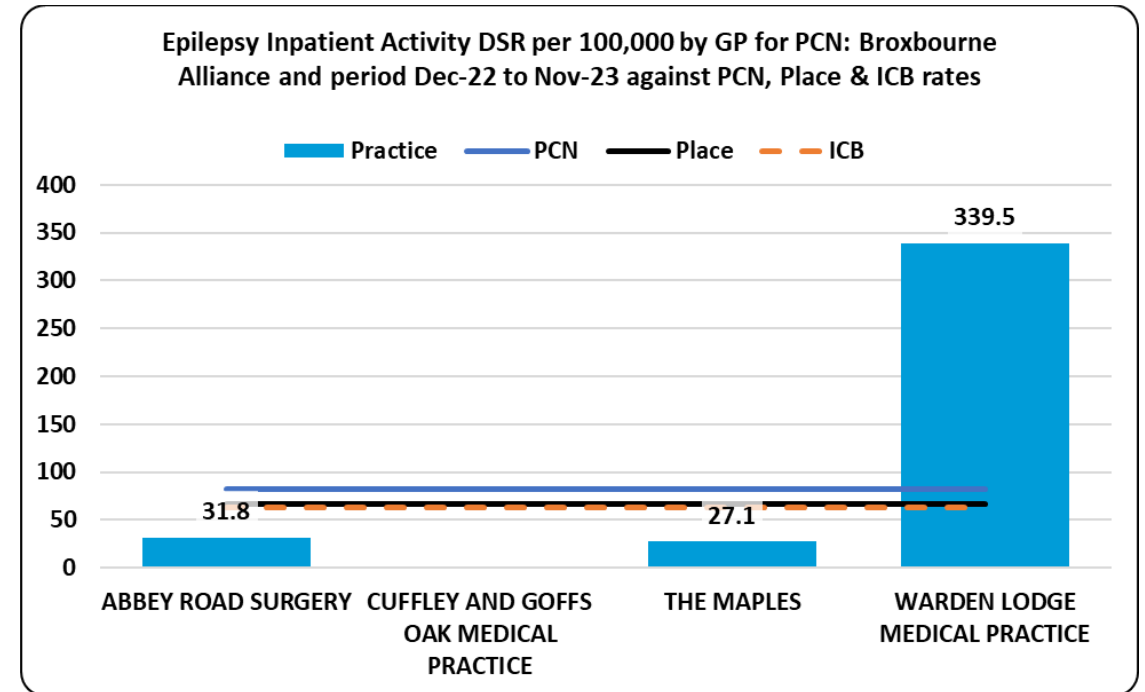
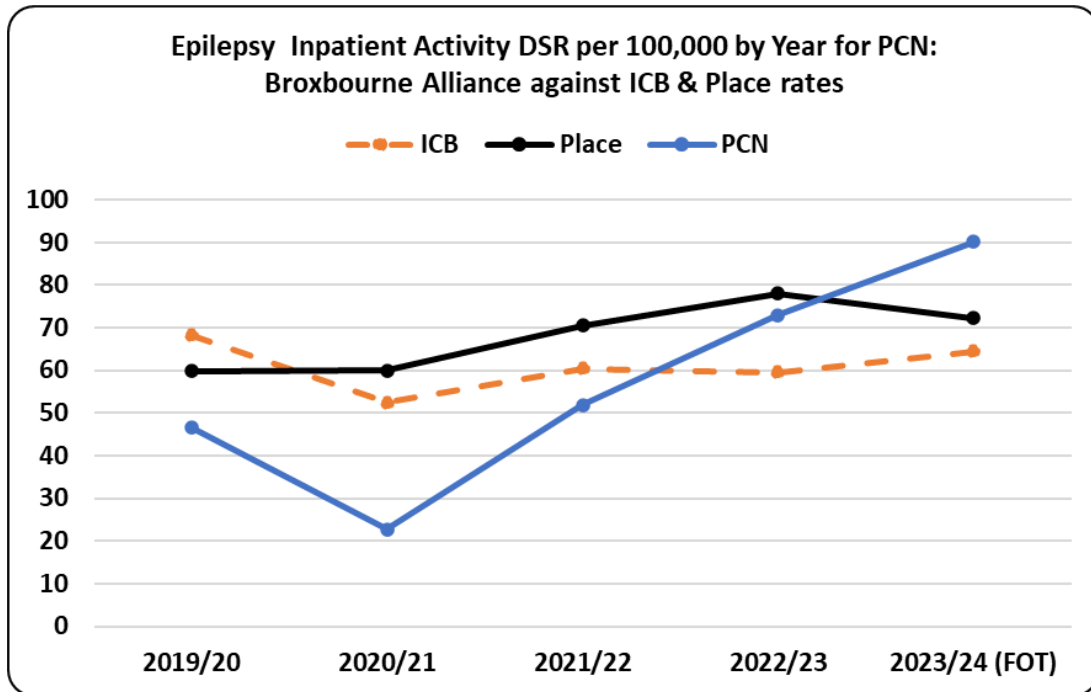


# Admissions for Epilepsy (CYP)

CYP outcome – Reduce the number of unplanned admissions for long term conditions

ICB overarching outcome of reduce the proportion of people living with advanced disease and complexity

- Epilepsy is identified as an area of focus within the Core 20 plus 5 for children. The PCN rate is higher than both place and ICB.
- The numbers of children admitted for epilepsy are small and therefore fluctuations in the trend are more prominent. There were no admissions for Cuffley and Goffs Oak Medical Practice within the 12 months up to November 23.
- The data for epilepsy will continue to be monitored at wider HCP and ICB footprints.

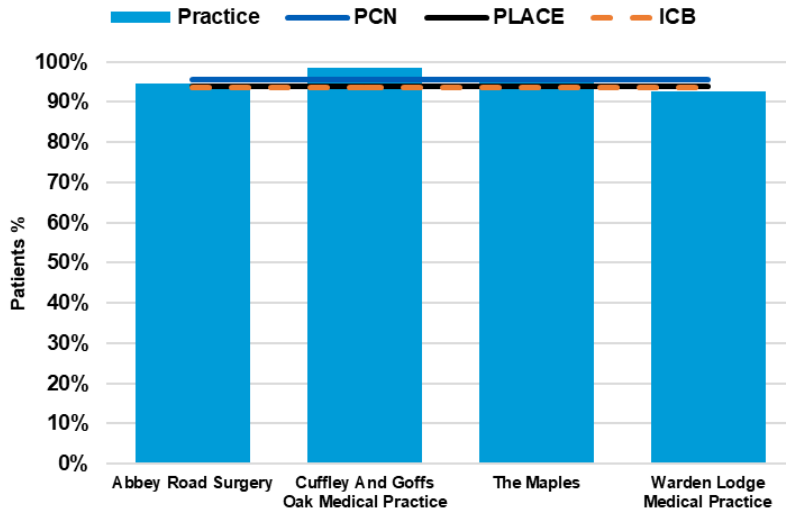


# Prevention and health inequalities – Lifestyle factors - Smoking

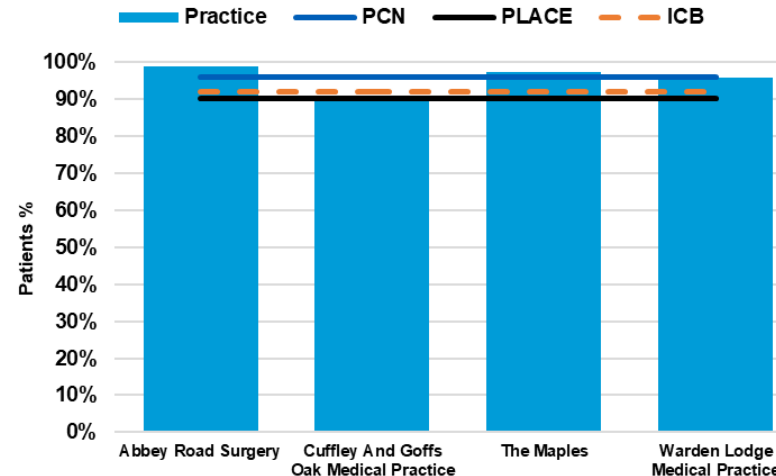
- Broxbourne Alliance PCN data for recording of smoking status is similar to Place and ICB.
- A higher proportion of patients have been offered treatment for smoking compared to ICB and Place
- The table to the right gives detail by condition of the opportunity for further recording of smoking status. This shows the position in January. The latest position can be found on <https://app.ardensmanager.com/login>

Practices	ECF 2023-24 - Condition Section Under Smoker, Smoking Status, and Smoking Status Recorded - as of Jan. 2024					
	Pre-Diabetes		Diabetes		Atrial Fibrillation	
	Remaining % of Population with a Smoking status	Smoking Available Patients - Number	Remaining % of Population with a Smoking status	Smoking Available Patients - Number	Remaining % of Population with a Smoking status	Smoking Available Patients - Number
Abbey Road Surgery	22%	563	5%	768	0%	12
Cuffley And Goffs Oak Medical Practice	44%	1070	21%	773	0%	19
The Maples Health Centre	37%	730	7%	725	0%	13
Warden Lodge Medical Practice	75%	594	71%	691	0%	14

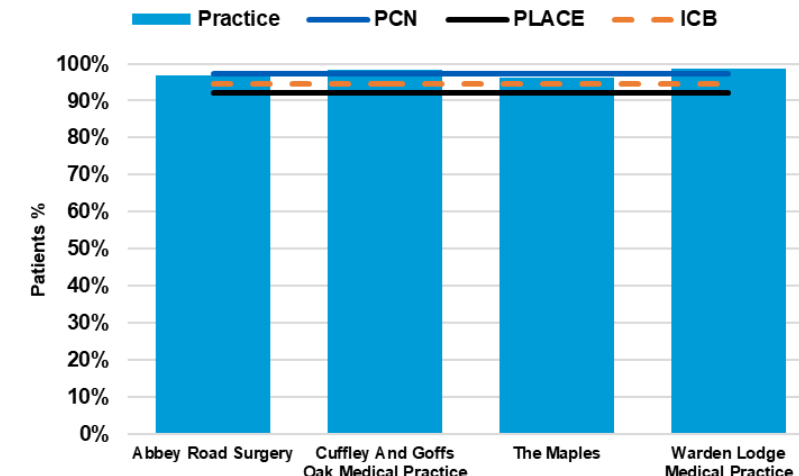
Percentage of patients\* whose notes record smoking status in the preceding 12 months



Percentage of patients aged 15+ who are current smokers with a record of an offer of support & treatment within preceding 24 months



Percentage of patients\* who are current smokers with a record of an offer of support & treatment within the preceding 12 months



# Prevention and health inequalities

## Early Identification: Expected vs observed prevalence

LTC Outcome – Proportion of people with a long-term condition who feel able to manage their condition

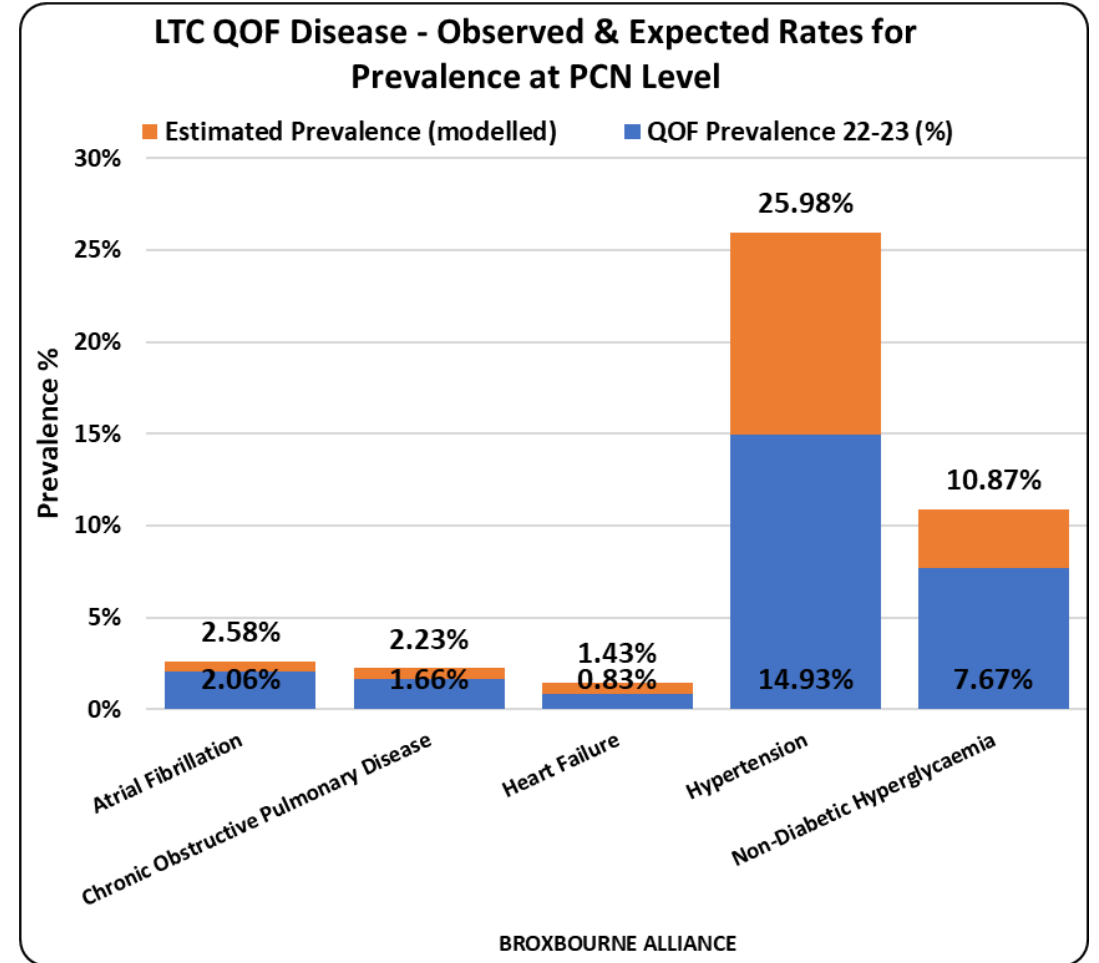
ICB overarching outcome of reduce the proportion of people living with advanced disease and complexity

The data on here shows the national modelled estimated prevalence for the PCN compared with the latest published QOF prevalence for the PCN.

- Broxbourne Alliance PCN recorded prevalence compared with the modelled estimated prevalence for the PCN is lower across all conditions.
- The data shows an opportunity for further identification for these conditions. Case finding searches can be found within the Ardens Suite of searches:

<https://app.ardensmanager.com/login>

Disease/ Condition	Disease Detection Modelling for Broxbourne Alliance PCN - No. of New Diagnoses to Meet ICS & PLACE Rates - 2023/24	
	Number to meet ICS rate	Number to meet PLACE rate
Asthma	2614	155
Atrial Fibrillation	10	110
Chronic Kidney Disease	1212	5
Chronic Obstructive Pulmonary Disease		44
Coronary Heart Disease	1216	72
Diabetes Mellitus		17
Epilepsy	253	18
Heart Failure		24
Hypertension	6190	189
Non-Diabetic Hyperglycaemia		
Peripheral Arterial Disease	195	12
Stroke and Transient Ischaemic Attack	737	38



Hertfordshire and West Essex Integrated Care System



# Development of more proactive, preventative care models for LTC - Prevalence

LTC Outcome – Reduce the proportion of people with a long-term condition who are in the advanced disease & complexity or frailty & end of life segments

ICB overarching outcome of reduce the proportion of people living with advanced disease and complexity

- Following the expected and observed prevalence modelling in the previous slide, where there are opportunities for further identification, this slide looks at the recorded prevalence by practice for the PCN compared with Place and ICB.
- For LTCs, QOF and ECF data can help us understand areas of opportunity for improving outcomes for our population living with LTCs.

Broxbourne Alliance PCN - Long-Term Conditions 2022-23 QOF Prevalence, with 3 Year Trend.

QOF Disease/ Condition	QOF 22-23 - ICB %	QOF 22-23 - PLACE %	QOF 22-23 - PCN %	ABBEY ROAD SURGERY		THE MAPLES		CUFFLEY AND GOFFS OAK MEDICAL		WARDEN LODGE MEDICAL PRACTICE	
				QOF 2022-23	3 Year Trend	QOF 2022-23	3 Year Trend	QOF 2022-23	3 Year Trend	QOF 2022-23	3 Year Trend
				Asthma	6.16%	6.40%	6.04%	5.75%	↘	6.06%	↗
Atrial fibrillation	2.09%	2.12%	2.06%	1.55%	↘	1.65%	↗	2.85%	↗	2.18%	↘
Chronic kidney disease	3.46%	2.94%	3.55%	3.85%	↘	3.24%	↗	2.83%	↗	4.30%	↘
Chronic obstructive pulmonary disease (COPD)	1.49%	1.55%	1.66%	1.83%	↘	1.50%	↗	1.20%	↘	2.11%	↘
Diabetes mellitus	6.63%	6.54%	7.19%	8.34%	↘	6.50%	↗	6.36%	↗	7.54%	↗
Epilepsy	0.70%	0.73%	0.74%	0.78%	↘	0.84%	↗	0.57%	↘	0.78%	↘
Heart Failure	0.80%	0.74%	0.83%	0.66%	↘	0.64%	↗	0.95%	↗	1.08%	↗
Hypertension	13.84%	13.83%	14.93%	14.05%	↘	12.11%	↗	17.87%	↗	15.69%	↘
Non-diabetic hyperglycaemia	6.42%	5.29%	7.67%	6.66%	↘	6.97%	↗	9.56%	↗	7.47%	↘
Peripheral arterial disease	0.44%	0.45%	0.46%	0.51%	↘	0.38%	↗	0.41%	↘	0.53%	↘
Secondary prevention of coronary heart disease	2.67%	2.63%	2.69%	2.53%	↘	2.12%	↗	3.24%	↘	2.87%	↘
Stroke and transient ischaemic attack	1.63%	1.71%	1.81%	1.77%	↘	1.42%	↗	1.95%	↗	2.11%	↘




Hertfordshire and West Essex Integrated Care System



# Development of more proactive, preventative care models for LTC : Annual Reviews

- The table on the right shows a summary of the percentage of patients receiving an annual review or risk assessment by condition.
- Where the cell is highlighted, the percentage is lower than the place value.
- Broxbourne Alliance PCN shows a lower percentage of patients receiving an annual review than Place and ICB for BP, asthma, COPD, Diabetes and Non-diabetic Hyperglycaemia.
- The PCN has a higher percentage than both ICB and Place of AF patients risk assessed for stroke and HF reviews.
- The source of data in this table is QOF national reporting. More detailed information with the latest position is available to practices via <https://app.ardensmanager.com/login>

	ICB	E&N	Broxbourne Alliance PCN	Abbey Road Surgery	Cuffley And Goffs Oak Medical Practice	The Maples	Warden Lodge Medical Practice
% of AF Patients with Stroke Risk Assessed in the last 12 months	92.9	91.8	94.9	96.9	93.7	96.1	91.3
The % of patients aged 45 or over who have a record of blood pressure in the preceding 5 years	85.7	85.9	85.7	83.2	90.0	85.4	83.7
The % of patients with a diagnosis of heart failure on the register, who have had a review in the preceding 12 months	72.7	67.0	79.6	85.9	84.7	77.8	57.4
The % of patients with asthma, on the register, who have had an asthma review in the preceding 12 months	64.0	65.3	59.4	72.5	56.1	56.3	61.3
The % of patients with COPD, on the register, who have had a review in the preceding 12 months	75.7	77.1	72.2	88.2	70.7	71.1	62.9
The % of patients with diabetes, on the register, with a record of a foot examination and risk classification: 1) low risk (normal sensation, palpable pulses), 2) increased risk (neuropathy or absent pulses), 3) high risk (neuropathy or absent pulses plus deformity or skin changes in previous ulcer) or 4) ulcerated foot within the preceding 12 months	75.5	76.4	71.1	65.7	67.9	87.6	61.2
The % of patients with non-diabetic hyperglycaemia who have had an HbA1c or fasting blood glucose performed in the preceding 12 months.	82.9	82.9	81.2	66.5	83.3	83.2	76.2



Hertfordshire and West Essex Integrated Care System





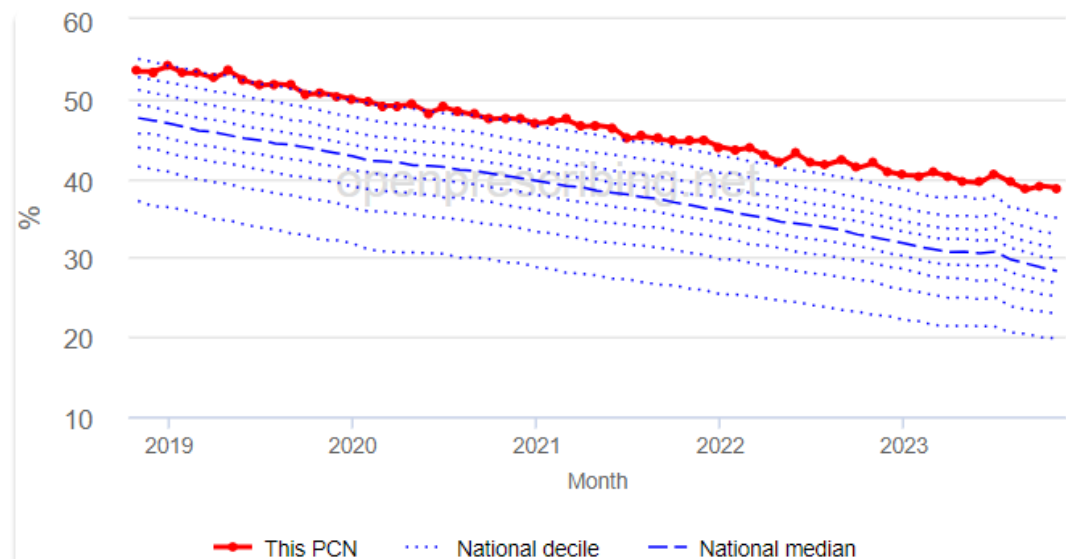




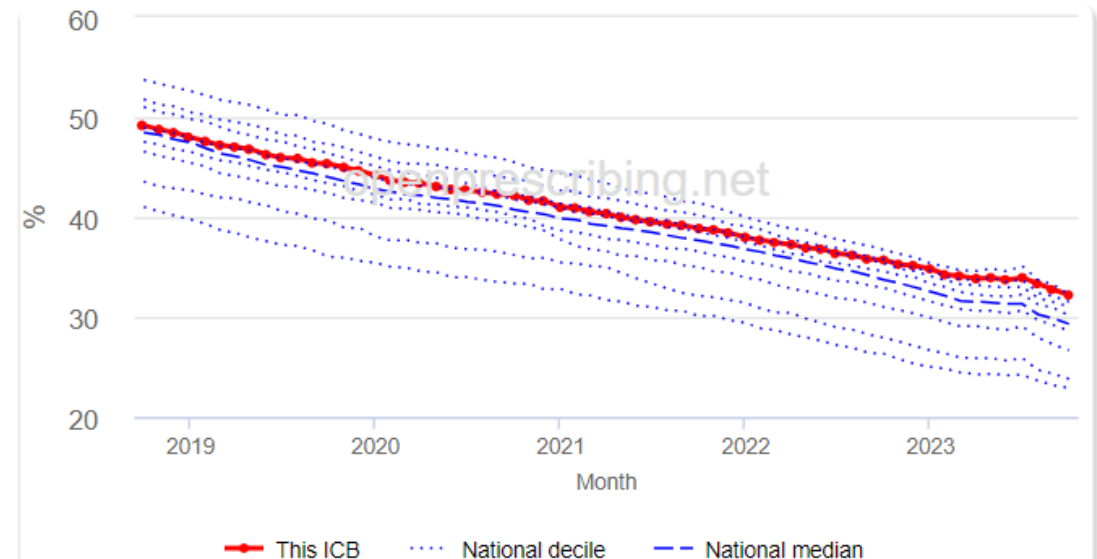
# Lipid management : Percentage of people on lipid lowering therapy for secondary prevention who are on low and medium intensity statins

- National lipid management pathways ([Link to guidance](#)) recommend the use of high intensity statins for all people with a history of Cardiovascular disease as well as where high dose statins are needed to control cholesterol. People on high intensity statins will see a greater reduction in c-LDL levels and reduce the risk of cardiovascular events.
- Data from OpenPrescribing provides information on the proportion of people who are on statins that are currently prescribed low or medium intensity doses. The ICS is a positive outlier in this area, with a high proportion of people on a high intensity statin.
- The data for Broxbourne Alliance PCN shows that there is an opportunity to improve statin treatment, prescribing a higher proportion of people onto high intensity statins. The PCN is in the 98th percentile with 38.8% of people not on high intensity statins. This compares to 28.3% nationally.

**PCN – Items of Low and Medium Intensity Statins as a Percentage of Items of All Statins by Year**



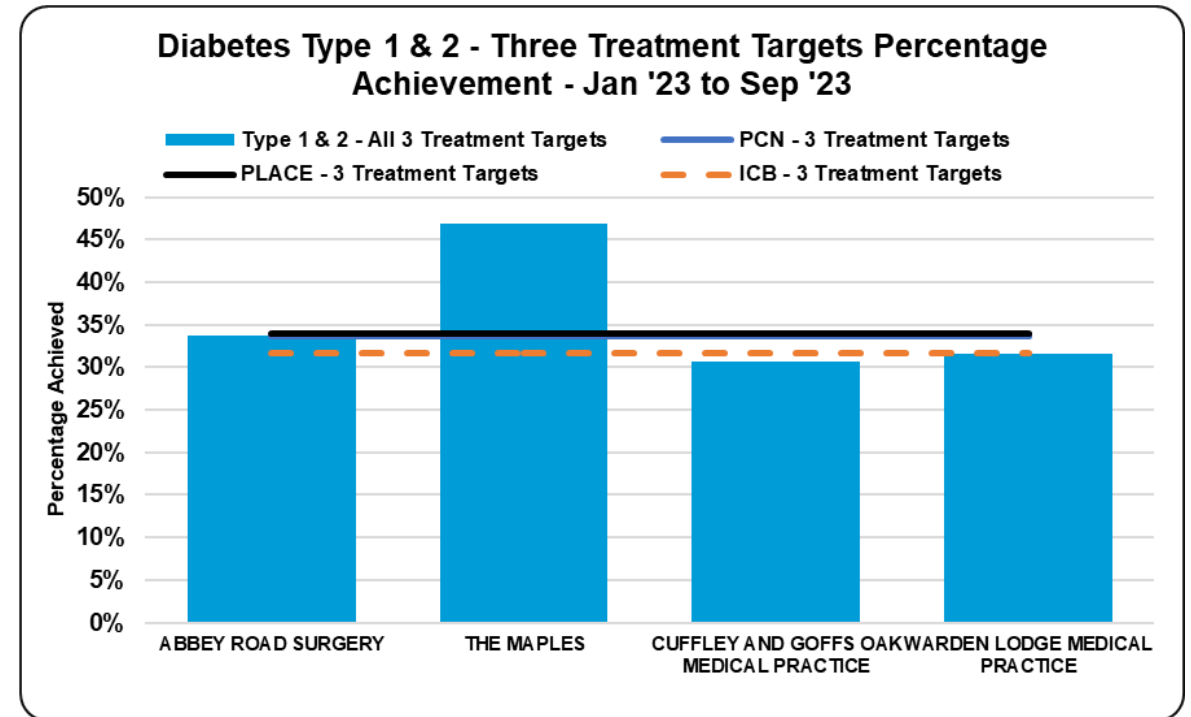
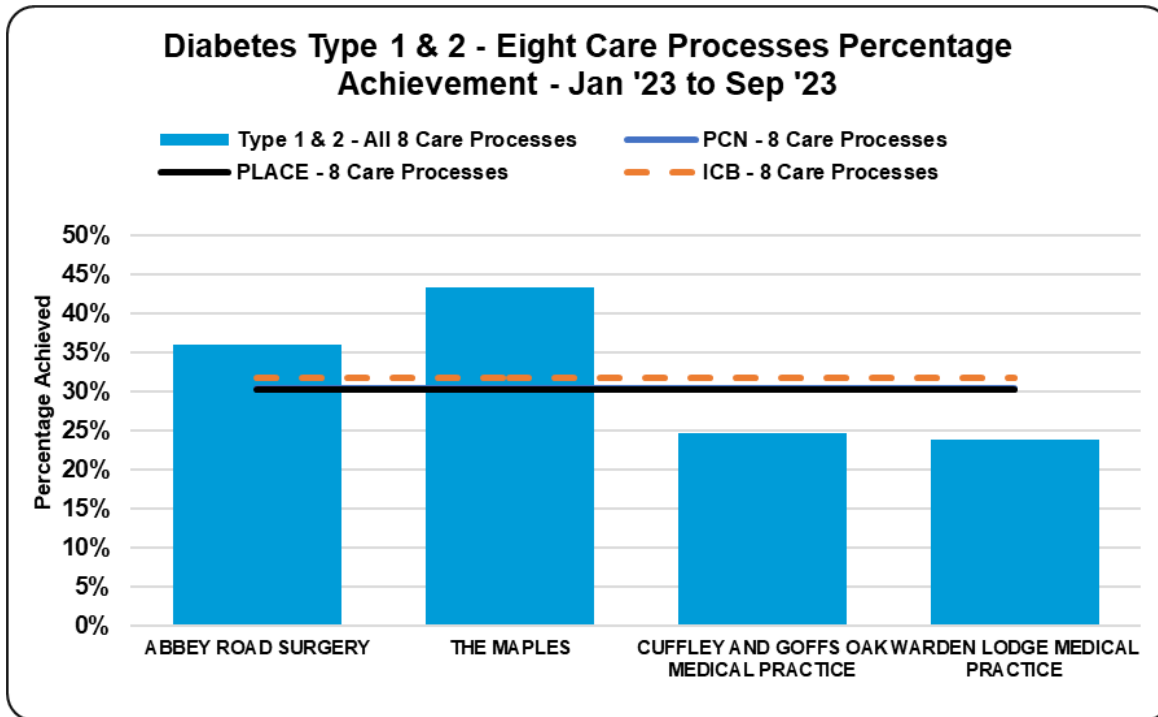
**ICB – Items of Low and Medium Intensity Statins as a Percentage of Items of All Statins by Year**





# Development of more proactive, preventative care models for LTC : 8 Care Processes & 3 treatment targets (all diabetes type 1 & 2)

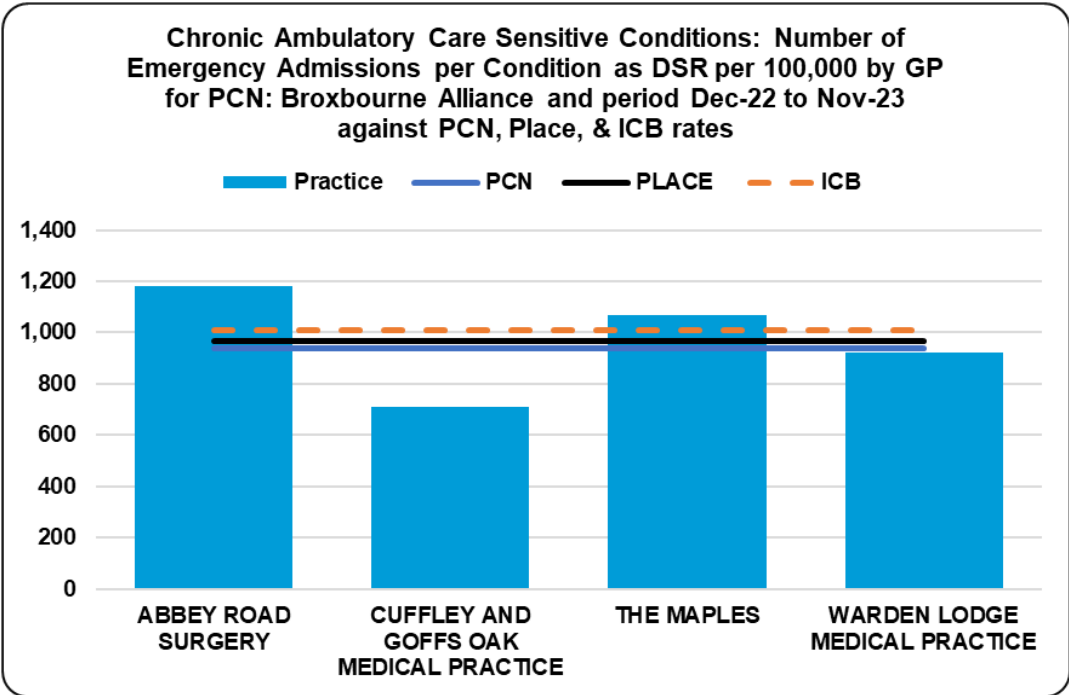
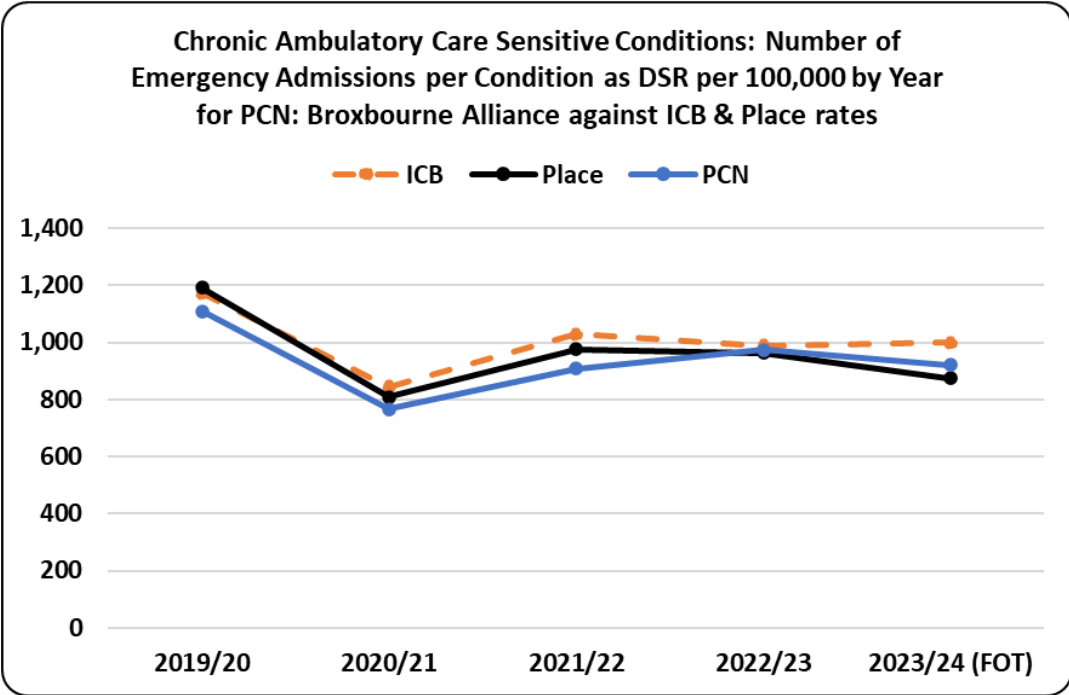
- The percentage of people living with diabetes who have received the 8 care processes in Broxbourne Alliance PCN is similar to the ICB and Place. For the three treatment targets the PCN data shows a similar percentage to Place and slightly higher than ICB.
- The latest information can be found within [Ardens Manager](#).



# Reduction in admissions rates of Chronic Ambulatory Care Sensitive (ACS) conditions

LTC Outcome – Reduce the rate of ambulatory care sensitive emergency hospital admissions

ICB overarching outcome of Reduce the rate of emergency admission for chronic ambulatory care sensitive conditions associated with LTCs



- Ambulatory care sensitive (ACS) conditions are conditions where effective community care and person-centred care can help prevent the need for hospital admission. (Nuffield Trust)
- Broxbourne Alliance PCN’s admission rate for Chronic ACS conditions is lower than the ICB rate but similar to place when looking at the 12 months data up to November 2023.
- COPD, Atrial Fibrillation and Flutter and Diseases of the blood, are the conditions with the highest volume and are also showing an upward trend.
- The data on page 11 looking at observed versus expected prevalence shows an opportunity for further identification of those with COPD.

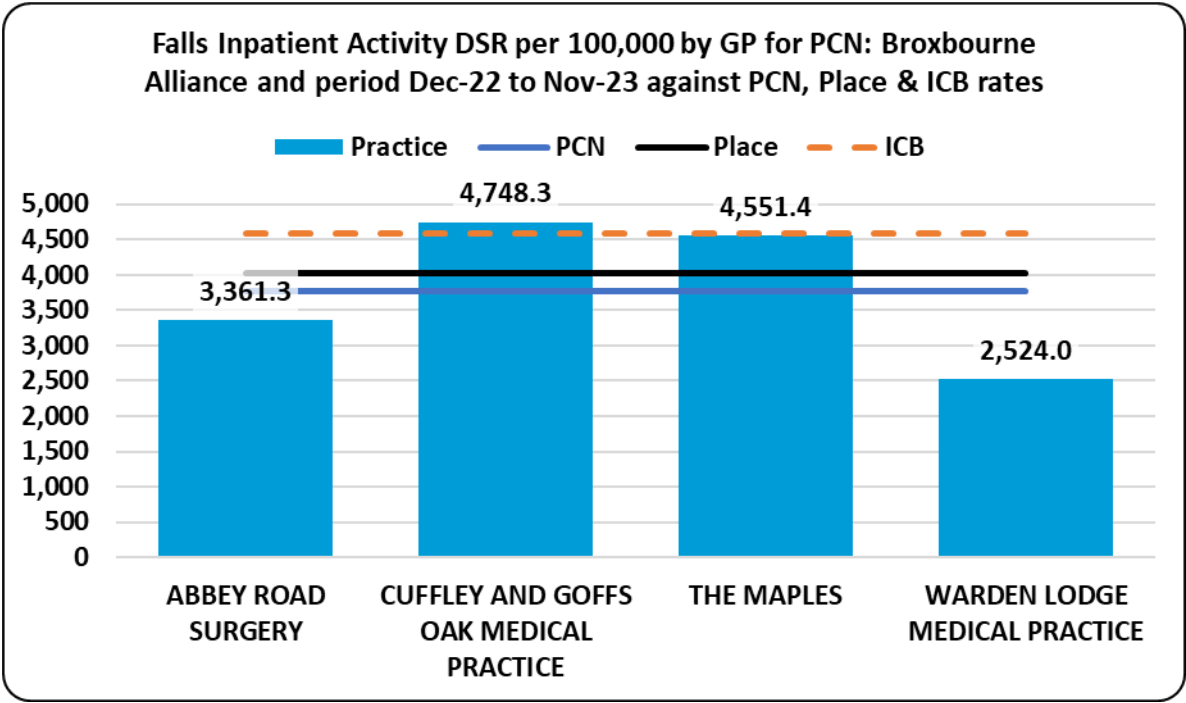
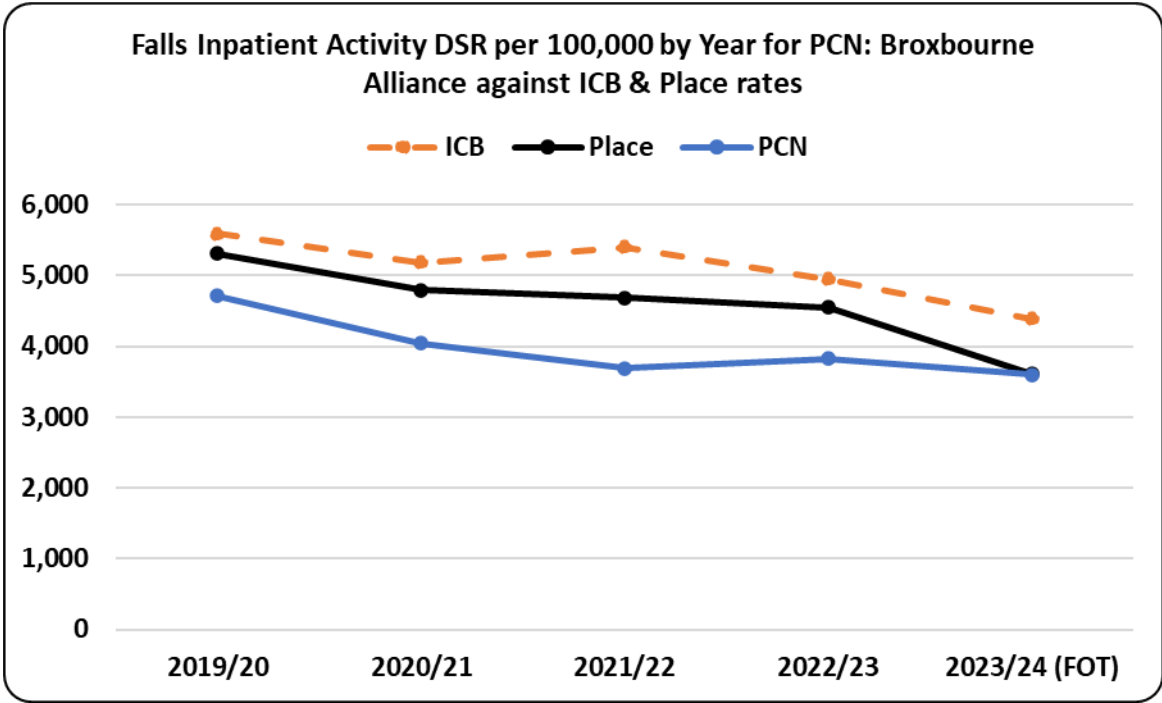
Chronic Ambulatory Care Sensitive Conditions for Broxbourne Alliance PCN	PCN Per 100,000 Rate Apr-23 to Nov-23	5 Year Trend	2024/25 Trajectory
Angina: Angina pectoris	29.87	↘	UP
Asthma	76.73	↘	UP
Atrial fibrillation and flutter	153.51	↘	UP
COPD	135.34	↘	UP
Congestive heart failure	116.02	↘	DOWN
Diseases of the blood	260.45	↘	UP
Epilepsy	37.05	↘	DOWN
Hypertension	23.32	↘	UP
Mental and behavioural disorders	8.88	↘	UP
Nutritional, endocrine and metabolic	80.02	↘	UP

# Emergency Admission rates for Falls in persons aged +75

Frailty and EoL Outcome – Decrease rates of +75s emergency admissions for falls within the community

ICB overarching outcome of Reduce the overall spend on emergency hospital admissions

- When looking at the rolling 12 months up to November 2023 the data shows that Broxbourne Alliance PCN has a lower rate of admissions for falls than Place and ICB.
- There is variation in the data for the practices within the PCN.
- Data in the following pages shows the data for the PCN compared with Place and PCN for areas within the ECF that aim to support reducing falls. Frailty Clinical Leads will be able to advise on current programmes of work within your area aimed at reducing falls.

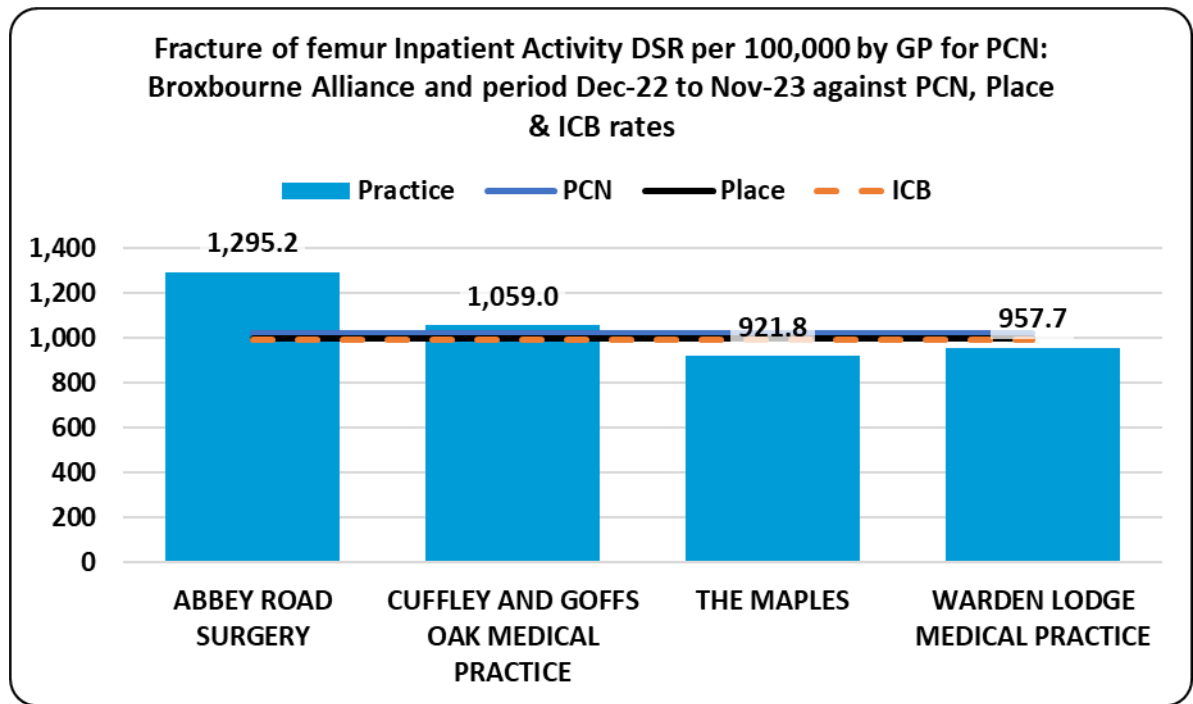
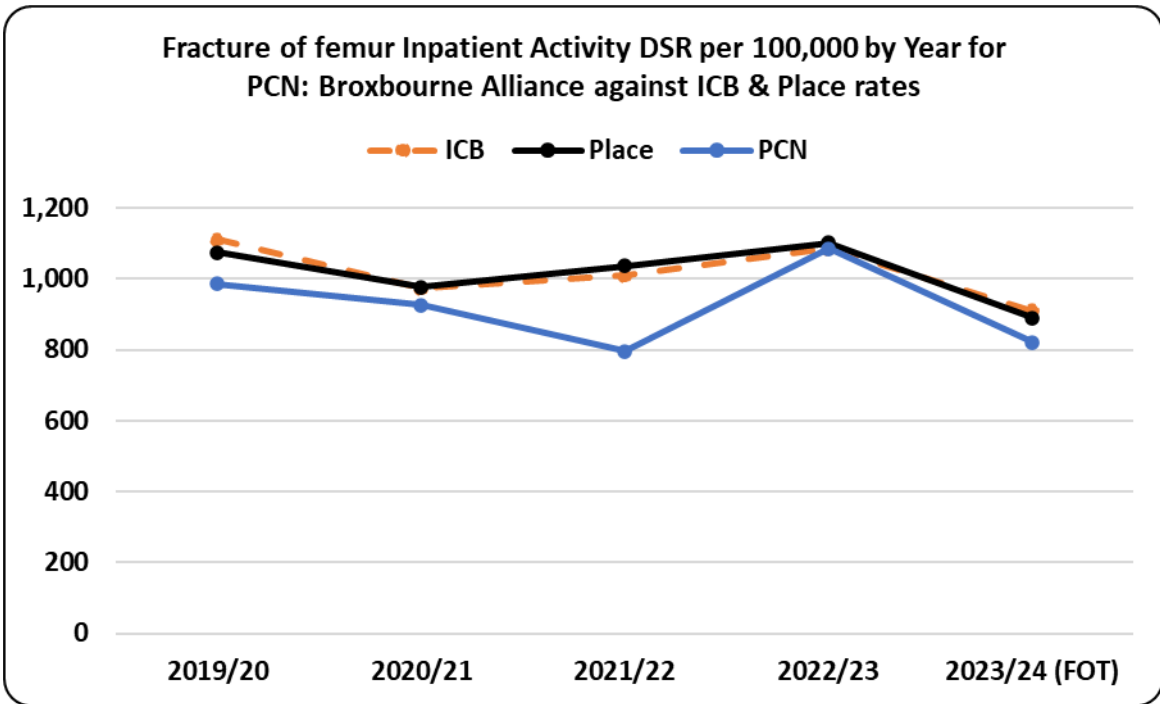


# Emergency admission rates for Hip fractures in all over 75's

Frailty and EoL Outcome –  
Decrease rates of +75s  
emergency admissions for falls  
within the community

ICB overarching outcome of  
Reduce the overall spend on  
emergency hospital admissions

- The 12 months data up to November 2023 the data shows that Broxbourne Alliance PCN has a similar rate of admissions for hip fractures compared to Place and ICB.
- When looking at the data by PCN the small numbers will cause fluctuations over the years. Although the latest data for the rolling year shows a fall for the latest year against last year.
- The ECF indicators on the next page shows potential areas of opportunity through benchmarking the PCN against Place and ICB.



# ECF indicators for frailty and EOL

- The data shows that Broxbourne Alliance PCN has a higher percentage of falls frat scores completed, when compared to Place and ICB as at end Dec 23.
- The percentage of the population recorded as moderately or severely frail is higher than place but similar to the ICB.
- The data contained within the table below is up to the end of December, the latest position can be found at [Ardens Manager](#).

Broxbourne Alliance Enhanced Commissioning Framework (ECF) 2023-24 for the period 1 April 23 to 31 Dec 23

	Frailty			EOL						
	Mod/Sev + falls Frat score done %	Mod frailty + SMR or polypharmacy medication review %	% Mod/Sev frailty of population	% population on EOL register	GSF %	DNACPR %	ACP %	PPD %	PPC %	SCR Consent %
ICB	16.0%	19.5%	1.9%	0.7%	64.9%	53.3%	11.3%	37.3%	39.8%	34.8%
ENH	20.0%	11.7%	1.7%	0.8%	77.5%	48.6%	9.3%	35.1%	37.1%	48.0%
PCN	28.2%	15.9%	1.9%	0.5%	59.9%	52.5%	9.7%	35.0%	35.5%	39.2%
Abbey Road Surgery	53.5%	58.4%	2.0%	0.3%	80.6%	71.0%	9.7%	67.7%	71.0%	77.4%
Cuffley And Goffs Oak Medical Practice	22.8%	0.0%	2.4%	0.5%	56.5%	46.4%	7.2%	39.1%	36.2%	29.0%
The Maples	23.2%	13.0%	1.1%	0.4%	79.2%	56.6%	9.4%	30.2%	34.0%	35.8%
Warden Lodge Medical Practice	15.2%	0.0%	2.0%	0.7%	37.5%	46.9%	12.5%	18.8%	18.8%	34.4%



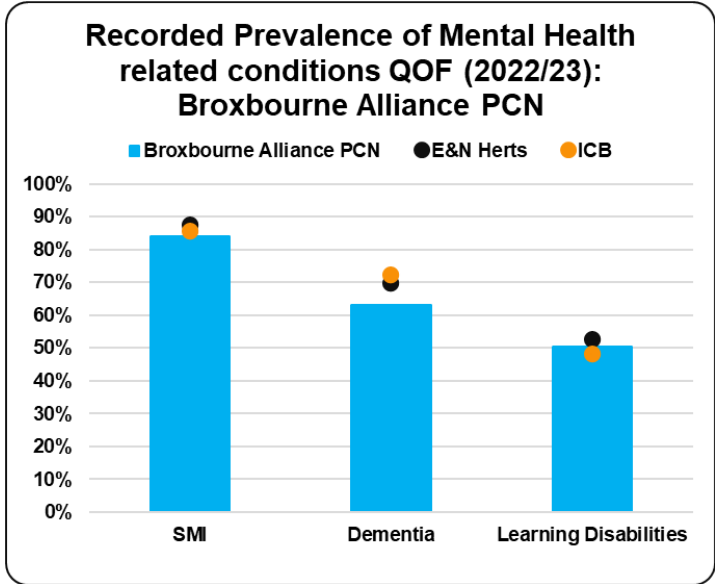
Hertfordshire and West Essex Integrated Care System



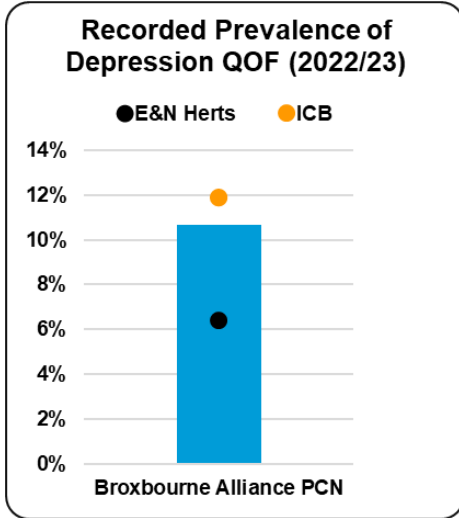
# Prevalence of mental health conditions (QOF)

ICB overarching outcome of Improving Healthy life expectancy

- The data on this page looks at the recorded prevalence of conditions within the Mental Health section of QOF. It shows the PCN prevalence against the place and ICB. Future iterations will include comparisons against modelled expected prevalence.
- The data shows that Broxbourne Alliance PCN has a lower recorded prevalence for Dementia compared with ICB and place which may indicate an opportunity for further identification.
- The table below shows the trend over the last three years for each area.
- The following page looks at some of the wider QOF indicators around Mental Health.



Broxbourne Alliance PCN- Mental Health Conditions 2022-2023 QOF prevalence, with 3 year trend								
	Abbey Road Surgery		Cuffley And Goffs Oak Medical Practice		The Maples		Warden Lodge Medical Practice	
	QOF Prevalence 22-23	3 year Trend	QOF Prevalence 22-23	3 year Trend	QOF Prevalence 22-23	3 year Trend	QOF Prevalence 22-23	3 year Trend
Dementia	0.7%		0.5%		0.5%		0.8%	
Depression	9.5%		10.5%		11.6%		11.0%	
Learning Disability	0.5%		0.5%		0.6%		0.5%	
SMI	1.2%		0.7%		0.7%		0.9%	



# Mental Health QOF Indicators 22-23

- The data here shows the latest Mental Health QOF metrics for 2022-23 for SMI and Depression in comparison to Place and the ICB.
- The data shows that Broxbourne Alliance PCN have higher recorded achievement for all indicators in comparison to Place and the ICB.
- The data contained within the table below is the latest QOF data, the latest in year position can be found at [Ardens Manager](#).

	SMI					Depression
	% of patients with SMI who have a care plan	% of patients with SMI who have a record of BMI in the preceding 12 months	% of patients with SMI who have a record of alcohol consumption in preceding 12 months	% of patients with SMI who have a record of a lipid profile in the preceding 12 months	% of patients with SMI who have a record of blood glucose of HbA1C in preceding 12 months	% of patients with a diagnosis of depression who have been reviewed within 10-56 days
ICB	82.6	88.7	89.3	83.1	83.0	83.0
E&N	79.8	88.3	89.0	81.5	81.5	82.0
Broxbourne Alliance PCN	96.5	93.6	93.6	86.8	86.3	83.9
Abbey Road Surgery	96.3	90.6	95.3	60.7	58.6	63.3
Cuffley And Goffs Oak Medical Practice	100.0	100.0	100.0	98.2	97.8	85.1
The Maples	96.3	91.4	91.2	90.7	91.7	92.7
Warden Lodge Medical Practice	97.7	95.8	95.6	84.8	93.5	91.9



# Emergency Admissions Rates for Self – Harm

ICB overarching outcome of Improving Healthy life expectancy

- Broxbourne Alliance PCN has a lower rate of admissions for self-harm compared with both place and ICB.
- When looking at the data it should be noted that the numbers at PCN level are small and therefore more fluctuation between the years will be seen.
- The data will continue to be monitored at wider HCP and ICB footprints.

