



Hertfordshire and
West Essex Integrated
Care System

Hertfordshire and West Essex

Shared Care Record



Hertfordshire and
West Essex
Integrated Care Board

GP Utilisation Report February 2026

Author: Caroline Raut

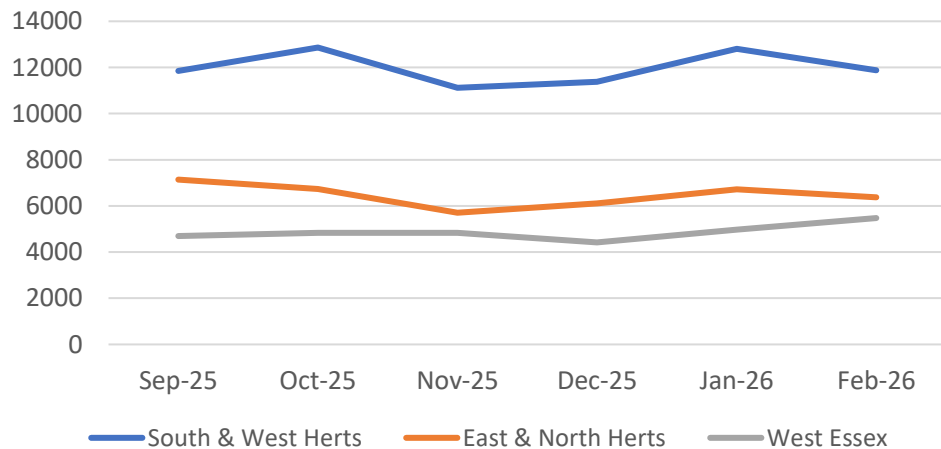
**Working together
for a healthier future**



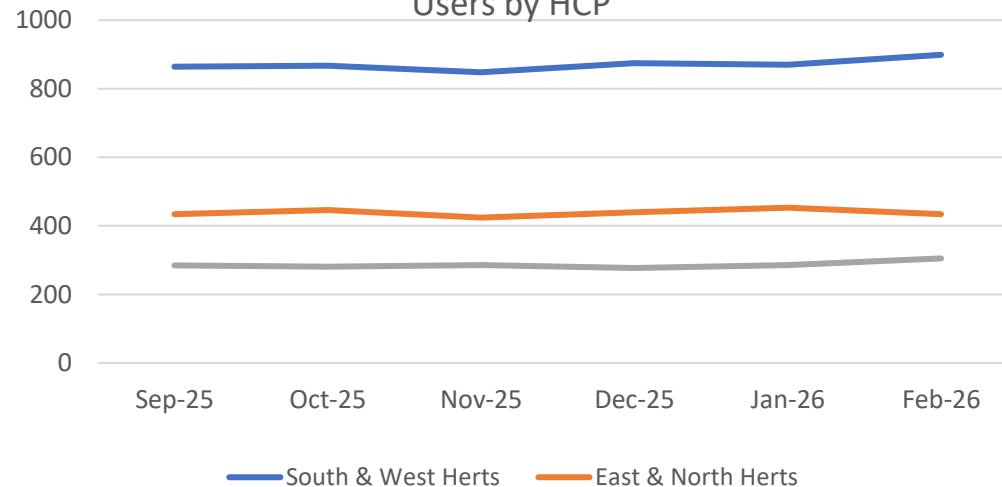
HWE Shared Care Record Monthly Views Overview by Place

	Mar-25	Apr-25	May-25	Jun-25	Jul-25	Aug-25	Sep-25	Oct-25	Nov-25	Dec-25	Jan-26	Feb-26
South & West Herts	11181	8517	9279	10135	12354	10351	11855	12863	11118	11381	12809	11873
East & North Herts	5018	4097	5226	4633	5986	5637	7141	6728	5706	6112	6717	6369
West Essex	5064	3245	4047	4281	4718	4094	4692	4832	4834	4420	4968	5474
Total number of practices using	121	120	119	119	121	123	123	121	123	123	123	123
% HWE of practices using	93%	92%	92%	92%	93%	95%	95%	93%	95%	95%	95%	95%
% South & West Herts of practices using	98%	98%	98%	96%	96%	96%	96%	96%	96%	96%	96%	96%
% East & North Herts of practices using	88%	88%	86%	88%	90%	94%	94%	94%	94%	94%	94%	94%
% West Essex of practices using	93%	90%	90%	90%	93%	93%	93%	87%	93%	93%	93%	93%

Views by HCP

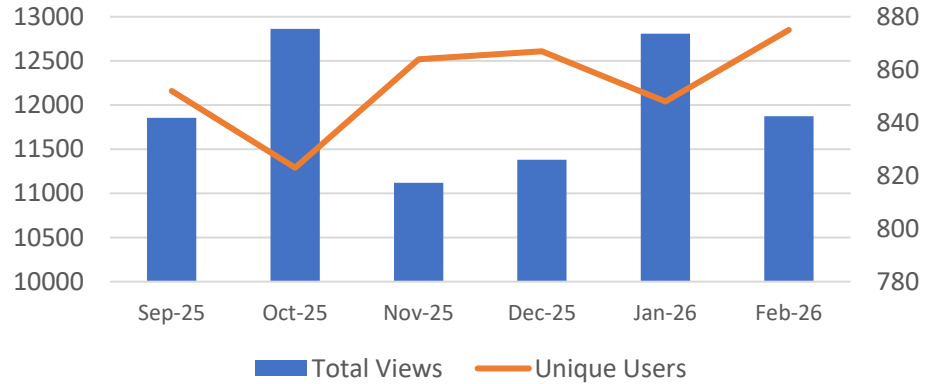


Users by HCP

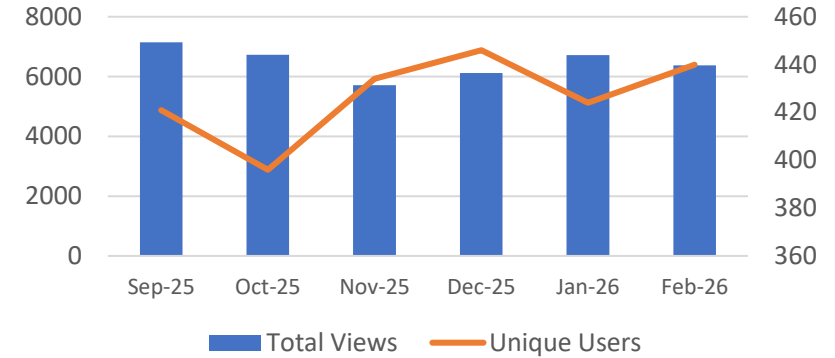


HWE Shared Care Record Monthly Views Overview by Place

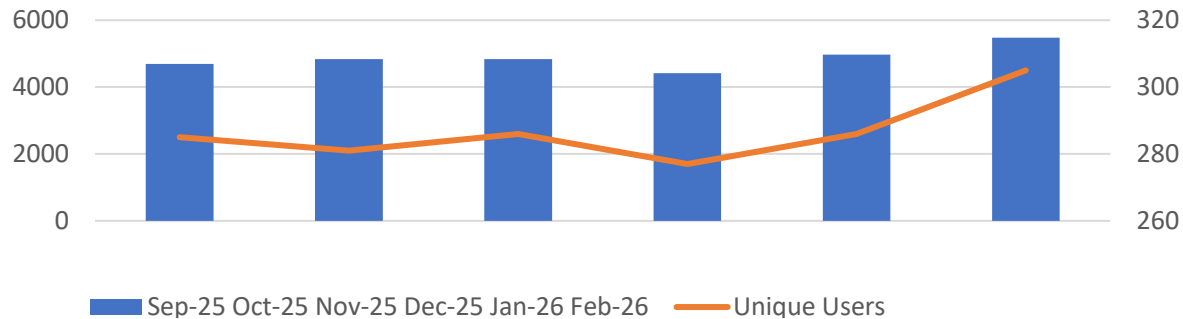
South & West Herts Usage



East & North Herts Usage



West Essex Usage



HWE ShCR Monthly Utilisation Overview by PCN – South & West Herts

PCN	Mar-25	Apr-25	May-25	Jun-25	Jul-25	Aug-25	Sep-25	Oct-25	Nov-25	Dec-25	Jan-26	Feb-26
Abbey Health	316	315	342	495	594	594	680	844	604	664	790	664
Alban Healthcare	634	531	595	640	716	567	651	756	644	536	550	536
Alliance	311	157	195	212	180	137	117	177	144	141	197	141
Alpha	279	214	326	245	317	184	212	216	205	198	234	198
Attenborough & Tudor Surgery	95	96	96	148	185	131	176	148	166	203	216	203
Beta	830	713	762	701	876	911	736	952	714	652	798	652
central Watford & Oxhey	653	497	516	431	784	495	538	517	441	428	477	428
Danais	689	689	683	622	818	670	681	644	694	741	727	741
Delta	882	776	871	1175	1334	951	1157	1224	838	890	988	890
Grand Union	572	621	632	679	988	794	960	1224	1517	1763	1972	1763
Harpenden	129	82	93	185	192	137	127	128	101	139	106	139
HertsmereFive	2055	1402	1702	1867	2140	1953	2323	2471	1977	1851	2305	1851
HaLo	1784	503	534	669	809	725	845	780	692	681	751	681
Manor View Pathfinder	836	865	912	1080	1186	1070	1403	1597	1217	1148	1238	1148
North Watford	175	104	164	153	325	231	294	281	253	333	314	333
Potters Bar	573	574	550	514	627	510	600	580	511	666	690	666
The Rickmansworth & Chorleywood	368	378	306	319	283	291	355	324	400	347	456	347



HWE ShCR Monthly Utilisation Overview by Practice – South & West Herts

PCN	GP	Mar-25	Apr-25	May-25	Jun-25	Jul-25	Aug-25	Sep-25	Oct-25	Nov-25	Dec-25	Jan-26	Feb-26
Grand Union	New Road Surgery	82	65	93	91	74	79	79	95	96	110	126	121
Harpenden	DAVENPORT HOUSE SURGERY	47	41	33	88	91	57	16	9	25	50	34	52
Harpenden	The Elms Medical Practice	50	28	27	49	23	22	76	54	35	71	47	112
Harpenden	VILLAGE SURGERY	32	13	33	48	78	58	35	65	41	18	25	22
HertsmereFive	Fairbrook Medical Centre	496	341	398	432	535	568	600	651	403	417	506	583
HertsmereFive	Little Bushey Surgery	84	56	80	80	84	90	100	105	79	47	94	68
HertsmereFive	Schopwick Surgery	578	393	502	539	495	506	673	598	628	487	711	687
HertsmereFive	The Grove Medical Centre	527	452	412	432	678	479	532	686	561	468	563	560
HertsmereFive	The Red House	370	160	310	384	348	310	418	431	306	432	431	441
HaLo	Harvey House Surgery	1479	258	294	374	428	406	504	458	408	393	433	357
HaLo	LODGE SURGERY	305	245	240	295	381	319	341	322	284	288	318	335
Manor View Pathfinder	MANOR VIEW PRACTICE	824	850	889	1068	1172	1056	1366	1555	1194	1099	1174	987
Manor View Pathfinder	South Oxhey Surgery	12	15	23	12	14	14	37	42	23	49	64	50
North Watford	Abbotswood Medical Centre	9	4	4	13	8	5	4	8	11	9	11	18
North Watford	Sheepcot Medical Centre	58	25	31	53	170	123	229	181	152	221	159	111
North Watford	Vine House Health Centre	108	75	129	87	147	103	61	92	90	103	144	190
Potters Bar	ANNANDALE MEDICAL CENTRE	163	164	203	169	213	174	247	241	197	282	267	241
Potters Bar	Highview Medical Centre	231	228	159	180	207	167	180	167	128	158	186	137
Potters Bar	Parkfield Medical Centre	179	182	188	165	207	169	173	172	186	226	237	227
The Rickmansworth & Chorleywood	Chorleywood Health Centre	12	28	2	0	0	0	0	0	0	0	0	0
The Rickmansworth & Chorleywood	Gade Surgery	115	103	76	74	79	58	79	91	113	90	98	135
The Rickmansworth & Chorleywood	The Colne Practice	241	247	228	245	204	233	276	233	287	257	358	244



HWE ShCR Monthly Utilisation Overview by PCN – East & North Herts

PCN	Mar-25	Apr-25	May-25	Jun-25	Jul-25	Aug-25	Sep-25	Oct-25	Nov-25	Dec-25	Jan-26	Feb-26
Broxbourne Alliance	824	604	943	853	1235	1129	1225	1203	904	1097	1122	1097
Hatfield	744	615	667	687	851	692	796	1020	1052	1093	1320	1093
Hertford & Rurals	104	234	294	169	251	247	246	319	156	123	196	123
Hitchin & Whitwell	175	81	147	170	126	172	194	130	170	136	177	136
Hoddesdon & Broxbourne	248	200	169	258	319	222	305	303	254	287	232	287
Icknield	300	333	258	261	505	303	294	602	465	349	362	349
Lea Valley Health	1313	970	1410	1032	1021	1258	1928	964	990	1231	1078	1231
Stevenage North	231	57	173	113	88	93	188	286	148	214	161	214
Stevenage South	197	235	241	205	162	228	256	204	286	245	381	245
Stort Valley & Villages	500	455	545	457	633	435	616	561	470	479	607	479
Ware & Rurals	174	118	139	136	227	237	377	401	309	335	307	335
Welwyn Garden City	102	136	122	223	476	507	588	509	362	420	543	420



Hertfordshire and West Essex Integrated Care System



HWE ShCR Monthly Utilisation Overview by Practice – East & North Herts

PCN	GP	Mar-25	Apr-25	May-25	Jun-25	Jul-25	Aug-25	Sep-25	Oct-25	Nov-25	Dec-25	Jan-26	Feb-26
Broxbourne Alliance	ABBEY ROAD SURGERY	98	178	128	108	207	118	377	165	140	108	191	257
Broxbourne Alliance	THE MAPLES	292	65	195	200	191	122	207	130	124	259	204	273
Broxbourne Alliance	CUFFLEY AND GOFFS OAK MEDICAL PRACTICE	225	157	413	351	627	653	414	642	415	532	527	375
Broxbourne Alliance	WARDEN LODGE MEDICAL PRACTICE	209	204	207	194	210	236	227	266	225	198	200	168
Hatfield	WRAFTON HOUSE SURGERY	62	44	46	51	49	61	65	98	131	113	149	121
Hatfield	LISTER HOUSE SURGERY	382	295	310	362	354	288	349	455	508	432	720	608
Hatfield	BURVILL HOUSE SURGERY	152	129	114	138	208	167	190	205	237	211	287	214
Hatfield	POTTERELLS MEDICAL CENTRE	148	147	197	136	240	176	192	262	176	337	164	207
Hertford & Rurals	HANSCOMBE HOUSE SURGERY	49	63	23	39	25	23	21	21	10	12	19	21
Hertford & Rurals	WALLACE HOUSE	18	136	192	75	38	129	141	210	87	58	95	48
Hertford & Rurals	CHURCH STREET SURGERY	34	33	77	30	143	86	65	50	38	34	41	19
Hertford & Rurals	WATTON PLACE CLINIC	3	2	2	25	45	9	19	38	21	19	41	28
Hitchin & Whitwell	THE PORTMILL SURGERY	47	3	15	32	19	19	28	29	15	16	34	41
Hitchin & Whitwell	BANCROFT MEDICAL CENTRE	128	78	132	138	107	153	166	101	155	120	143	103
Hoddesdon & Broxbourne	THE LIMES SURGERY	70	82	51	77	109	98	88	129	92	106	83	86
Hoddesdon & Broxbourne	AMWELL SURGERY	56	39	23	71	66	28	87	52	48	46	64	26
Hoddesdon & Broxbourne	HAILEY VIEW SURGERY	75	43	38	58	84	56	47	55	46	96	37	45
Hoddesdon & Broxbourne	PARK LANE SURGERY	47	36	57	52	60	40	83	67	68	39	48	43
Icknield	ASHWELL SURGERY	167	228	102	103	256	200	140	205	186	151	172	363
Icknield	THE NEVELLS ROAD SURGERY	58	21	86	84	177	30	56	310	201	102	73	60
Icknield	BIRCHWOOD SURGERY	37	21	39	49	42	42	74	57	51	61	66	99
Icknield	BALDOCK SURGEY (ASTONIA HOUSE)	3	15	6	7	6	3	1	4	2	5	8	5
Icknield	THE GARDEN CITY SURGERY	35	48	25	18	24	28	23	26	25	30	43	17



HWE ShCR Monthly Utilisation Overview by Practice – East & North Herts

PCN	GP	Mar-25	Apr-25	May-25	Jun-25	Jul-25	Aug-25	Sep-25	Oct-25	Nov-25	Dec-25	Jan-26	Feb-26
Lea Valley Health	CROMWELL MEDICAL CENTRE	167	198	190	113	156	115	284	137	92	72	204	159
		196	311	337	157	331	371	389	222	138	158	246	203
Lea Valley Health	STOCKWELL LODGE MED.CTR.	812	315	627	634	447	728	1147	484	689	896	535	538
Lea Valley Health	HIGH STREET SURGERY (Lea Valley)	138	146	256	128	87	44	108	121	71	105	93	71
Lea Valley Health	STANHOPE SURGERY	231	57	173	113	88	91	166	279	131	207	154	174
Stevenage North	HEALTH CENTRE STANMORE ROAD	0	0	0	0	0	2	22	7	17	7	7	2
Stevenage North	THE SYMONDS GREEN HEALTH CENTRE	108	141	196	124	67	76	118	80	74	81	155	230
		86	88	45	70	63	135	116	68	149	64	135	186
Stevenage South	KNEBWORTH & MARYMEAD MEDICAL PRACTICE												
Stevenage South	SHEPHALL WAY SURGERY	3	2	0	0	0	4	1	28	27	73	52	22
Stevenage South	KING GEORGE SURGERY	0	4	0	11	32	13	21	28	36	27	39	67
Stevenage South	BEDWELL MEDICAL CENTRE	164	202	211	185	223	180	206	196	209	198	271	158
Stort Valley & Villages	MUCH HADHAM HEALTH CENTRE	229	137	204	172	265	153	214	166	188	143	194	211
Stort Valley & Villages	CHURCH STREET PARTNERSHIP	71	102	110	90	130	94	132	178	62	131	128	198
Stort Valley & Villages	SOUTH STREET SURGERY	15	9	9	1	1	4	55	15	8	5	8	4
Stort Valley & Villages	CENTRAL SURGERY	21	5	11	9	14	4	9	6	3	2	6	12
Stort Valley & Villages	PARSONAGE SURGERY	76	74	53	69	156	144	180	336	144	228	216	246
Ware & Rurals	DOLPHIN HOUSE SURGERY	0	0	0	0	0	0	0	0	0	0	0	0
		98	44	86	67	71	93	197	65	165	107	91	82
Ware & Rurals	STANDON AND PUCKERIDGE HEALTH CENTRE												
Welwyn Garden City	THE GARDEN CITY PRACTICE	32	24	18	24	34	63	125	98	62	46	45	110
Welwyn Garden City	HALL GROVE PRACTICE	37	44	64	113	129	62	83	51	105	102	130	114
Welwyn Garden City	SPRING HOUSE HEALTH	33	68	40	86	172	166	122	186	83	163	145	156
Welwyn Garden City	PEARTREE LANE SURGERY	0	0	0	0	141	216	258	174	112	109	223	143
Unallocated	BRIDGE COTTAGE SURGERY	12	13	43	16	68	75	77	186	99	63	164	36
Unallocated	REGAL CHAMBERS SURGERY	67	46	43	51	22	38	48	38	39	38	50	16
Unallocated	WHITWELL SURGERY	27	0	32	2	2	1	3	2	2	2	17	4



**Hertfordshire and
West Essex Integrated
Care System**



HWE ShCR Monthly Utilisation Overview by PCN – West Essex

PCN	Mar-25	Apr-25	May-25	Jun-25	Jul-25	Aug-25	Sep-25	Oct-25	Nov-25	Dec-25	Jan-26	Feb-26
Epping Forest North	328	253	250	304	156	221	255	378	203	232	381	232
Harlow North	84	101	139	87	71	93	247	139	191	83	62	83
Harlow South	399	428	496	486	468	427	544	481	372	564	396	564
Loughton, Buckhurst Hill and Chigwell	2514	1694	2361	2351	2798	2526	2568	2456	2876	2471	2520	2471
North Uttlesford	1647	693	734	932	1116	745	954	1243	1044	979	1494	979
South Uttlesford	92	76	67	121	109	82	124	135	148	90	115	90



Hertfordshire and West Essex Integrated Care System



HWE ShCR Monthly Utilisation Overview by Practice – West Essex

PCN	GP	Mar-25	Apr-25	May-25	Jun-25	Jul-25	Aug-25	Sep-25	Oct-25	Nov-25	Dec-25	Jan-26	Feb-26
Epping Forest North	Abridge Surgery	96	14	32	79	6	5	25	103	14	14	23	79
Epping Forest North	High Street Surgery (Epping Forest)	8	13	15	13	18	25	40	30	23	29	9	14
Epping Forest North	Market Square Surgery	35	6	31	20	19	63	31	53	69	47	210	93
Epping Forest North	Maynard Court Surgery	6	19	42	11	21	41	30	39	10	71	87	12
Epping Forest North	Ongar War Memorial Medical Centre	82	85	39	37	54	53	94	62	65	31	25	87
Epping Forest North	The Limes Medical Centre	101	116	91	144	38	34	35	91	22	40	27	87
Harlow North	Addison House Surgery	2	0	0	0	1	11	145	0	1	0	1	0
Harlow North	Church Langley Medical Practice	25	64	79	4	15	42	28	66	77	34	26	19
Harlow North	Nuffield House Surgery	55	33	58	79	48	38	73	73	112	48	35	95
Harlow North	Old Harlow Health Centre	2	4	2	4	7	2	1	0	1	1	0	1
Harlow North	Sydenham House Surgery	0	0	0	0	0	0	0	0	0	0	0	0
Harlow South	Hamilton Practice	79	83	115	128	115	96	128	90	107	171	87	61
Harlow South	Lister Medical Centre	121	123	180	172	128	120	250	235	79	185	134	127
Harlow South	The Ross Practice	199	222	201	186	225	211	166	156	186	208	175	320



Hertfordshire and West Essex Integrated Care System



HWE ShCR Monthly Utilisation Overview by Practice – West Essex CCG

PCN	GP	Mar-25	Apr-25	May-25	Jun-25	Jul-25	Aug-25	Sep-25	Oct-25	Nov-25	Dec-25	Jan-26	Feb-26
Loughton, Buckhurst Hill and Chigwell	Chigwell Medical Centre	249	110	177	178	255	245	282	148	239	65	270	264
Loughton, Buckhurst Hill and Chigwell	Kings Medical Centre	256	228	261	297	288	263	256	334	238	317	317	319
Loughton, Buckhurst Hill and Chigwell	Loughton Health Centre	51	77	140	200	234	137	126	132	160	144	195	160
Loughton, Buckhurst Hill and Chigwell	Loughton Surgery	552	319	479	339	344	493	414	475	620	748	561	608
Loughton, Buckhurst Hill and Chigwell	Palmerston Road Surgery	282	217	158	242	273	238	210	184	149	199	199	281
Loughton, Buckhurst Hill and Chigwell	The Forest Practice	448	490	578	512	710	638	902	751	834	681	587	584
Loughton, Buckhurst Hill and Chigwell	The Rivers Surgery	676	253	568	583	694	512	378	432	636	317	391	542
North Uttlesford	Crocus Medical Practice	265	40	106	177	329	153	190	440	408	266	410	508
North Uttlesford	Newport Surgery	244	140	141	168	201	176	183	196	195	229	272	244
North Uttlesford	Thaxted Surgery	155	200	160	186	202	212	168	210	135	166	269	248
North Uttlesford	The Gold St Surgery	983	313	327	401	384	204	413	397	306	318	543	639
South Uttlesford	Angel Lane Surgery	13	6	7	4	9	9	15	10	10	1	2	1
South Uttlesford	Eden Surgery	45	55	57	57	48	44	39	54	41	18	36	21
South Uttlesford	Elsenham Surgery	0	0	0	0	0	0	0	0	0	0	0	0
South Uttlesford	John Tasker House Surgery	16	10	2	28	30	14	38	28	41	16	15	8
South Uttlesford	Stansted Surgery	18	5	1	32	22	15	32	43	56	55	62	52

